

Indice

Moderni Tavoli e sedie
New Arrivals tables and chairs..... pag. 3

Tradizionali Tavoli e sedie
Traditional tables and chairs pag. 69

Ginevra & Augusta Dora Tavoli e sedie
Ginevra & Augusta Dora tables and chairs pag. 85

Complementi: Strutture metalliche
Furnishing complements: Metal structure pag. 91

SuperPromo: fino ad esaurimento scorte
SuperPromo: While stocks last pag. 99

Finiture Piani Tavoli
Tables top finishes pag. 105

MODERNI

Tavoli e Sedie

TV8001TF

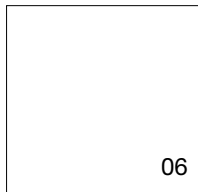
Sedie perfettamente abbinabili, vedi da pag. 56 a pag. 61 / Perfectly matchable chairs, see from page 56 to page 61




Particolarità del basamento sono le unioni a vista realizzate grazie alla tecnologia del taglio laser.

Features of the structure are the unions at sight made by the laser cutting technology.


Finiture struttura e gambe / Structure and legs finishes




06
Bianco opaco
Matt white



07
Nero opaco
Matt black




0G
Ghisa
Cast iron




0P
Grigio piombo op.
Matt lead grey

Finiture Piano / Top finishes



31
* Rovere Naturale
* Natural oak



34
** Rovere cotto
** Burnt oak

art. TV8001TF

Tavolo fisso completo cm. 240x106 H. 76 / Complete fixed table cm. 240x106 H. 76

Struttura in tubolare metallico verniciato a polveri epossidiche.

Piano sp. 4 cm impiallacciato rovere naturale (31) o rovere cotto (34), massellato e caratterizzato da una sagomatura effetto tronco.

Tubolar central structure epoxy painted.

Top 4 cm thick in natural oak veneered (31) or burnt oak veneered(34), solid and characterized by a trunk effect shape.

art. PA8004TH

Panca 230x40 cm H. 45 / Bench 230x40 cm H.45

Struttura in tubolare metallico verniciato a polveri epossidiche.

Seduta in impiallacciato rovere naturale (31) o rovere cotto (34), massellato.

Tubolar central structure epoxy painted.

Seat in natural oak veneered (31) or burnt oak veneered (34), solid.

*Abbinabile Mod. MOOD, APPIA / Matching Mod. MOOD, APPIA

**Abbinabile Mod. INFINITY rovere nodato / Matching Mod. INFINITY rovere nodato

TV701RA



art. TV701RA

Tavolo completo cm. 160x90 H. 76 (aperto 260x90) / Complete table cm. 160x90 H. 76 (open 260x90)

Tavolo completo cm. 180x90 H. 76 (aperto 280x90) / Complete table cm. 180x90 H. 76 (open 280x90)

Piano in nobilitato rovere nodato. Base in metallo verniciata nera.
Melamine table top in knotted oak finish. Structure in black painted metal.

TV704ME



*I piani di massello, essendo materiale naturale, tendono a muoversi ai cambi di stagione e temperatura.

Solid wood is a natural material that could moves with seasonal and temperature changes.

art. TV704ME

Tavolo fisso completo cm. 200x100 H. 75 / Complete fixed table cm. 200x100 H. 75

Tavolo fisso completo cm. 250x100 H. 75 / Complete fixed table cm. 250x100 H. 75

Tavolo fisso completo cm. 300x100 H. 75 / Complete fixed table cm. 300x100 H. 75

Piano spessore 4 cm in frassino massello* spazzolato tinto naturale, con bordo corteccia. Basamento in metallo verniciato nero.
4 cm th. table top in natural colour brushed solid ash*, with cortex edge. Black painted metal structure.

House



*I piani di massello, essendo materiale naturale, tendono a muoversi ai cambi di stagione e temperatura. Le leggere imperfezioni sono date dall'artigianalità della lavorazione e contribuiscono alla particolarità ed al pregio di questo prodotto.

Solid wood is a natural material that could moves with seasonal and temperature changes. The slight imperfections are given by craftsmanship of the product, and makes this table unique and valuable.

HOUSE

Tavolo fisso completo cm. 240x100 H. 77 / Complete fixed table cm. 240x100 H. 77

Piano acacia massello* sp. 4,0 cm., tinto Rebel Dark, elemento centrale in vetro stratificato. Base in metallo verniciato antracite.
Th. 4,0 cm., solid acacia wood table top in Dark Rebel finish, central part in laminated glass. Anthracite painted metal structure.

TV608EM



art. TV608EM

Tavolo fisso completo cm. 238x110 H. 76 / Complete fixed table cm. 238x110 H. 76

Struttura in acciaio verniciato nero. Piano in gres porcellanato marmo grey lucido sp.15 mm.
Steel structure in black painted finish. Porcelain tile top 15 mm thick in glossy grey marble finish.

TV603TE

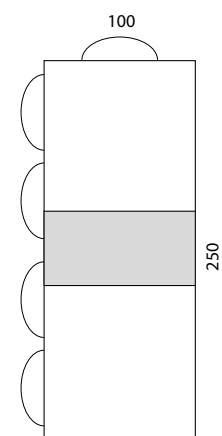


art. TV603TE

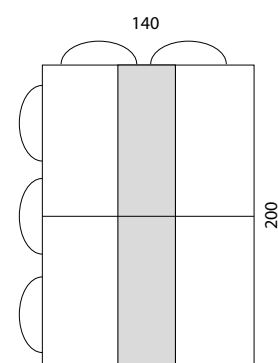
Tavolo completo cm. 180x100 H. 76 (aperto 280x100) / Complete table cm. 180x100 H. 76 (open 280x100)

Struttura in acciaio verniciato nero. Piano in vetroceramica effetto marmo bianco (spessore ceramica 3 mm + vetro 8 mm).
Steel structure in black painted finish. Ceramic glass table top in white marble finish (ceramic 3 mm th. + glass 8 mm. th.)

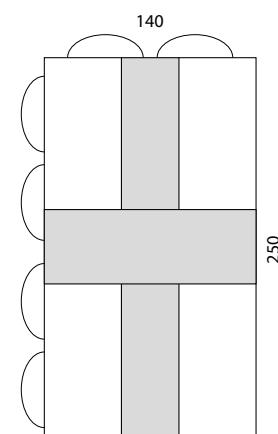
TV707TE



10 persone



10 persone



12 persone



art. TV707TE

Tavolo completo cm. 200x100 H. 76 (aperto 250x100 10 persone - 200x140 10 persone - 250x140 12 persone)

Complete table cm. 200x100 H. 76 (Open 250x100 10 people - 200x140 10 people - 250x140 12 people)

Piano impiallacciato con bordo massello rovere tinto naturale. Basamento in metallo verniciato nero.
Nota bene: Le allunghe sono da riporre altrove. Consigliamo l'accessorio porta allunghe AC752TR
Veneered ash wood table top with natural colour solid wood edge. Black painted metal structure.
N.B.: The extensions must be placed elsewhere. We recommend the extensions holder AC752TR

art. AC752TR

Accessorio porta allunghe con ruote cm 57x18 H. 60 - Nobilitato bianco poro aperto

Extensions holder with wheels cm 57x18 H. 60 - White open-pore melamine

€ 220,00



art. AC752TR

TV605AL



art. TV605AL

Tavolo completo cm. 180x100 H. 76 (aperto 280x100) / Complete table cm. 180x100 (open 280x100 H. 76)

Struttura in acciaio verniciato nero. Piano in vetro ceramica grafite brown (spessore 3 mm ceramica + 8 mm vetro).
Steel structure in black painted finish. Ceramic glass table top in graphite brown finish (ceramic 3 mm th. + glass 8 mm th.).

TV689SM



**Finiture piani
a pag. 105**
**Top finishes see
page 105**

art. TV689SM

Tavolo completo cm. 160x90 H. 75 (aperto 270x90) / Complete table cm. 160x90 H. 75 (open 270x90)

Con piano in nobilitato sp. 1,8/2,2 cm / with melamine table top th. 1,8/2,2 cm

€ 1.460,00

Con piano in laminato sp. 2,0 cm / with laminated table top th. 2,0 cm

€ 1.920,00

Con piano impiallacciato sp. 2,0 cm / with veneered table top th. 2,0 cm

€ 2.056,00

Con piano in Fenix sp. 2,0 cm / with Fenix straight edge laminated table top th. 2,0 cm

€ 2.056,00

Struttura in metallo verniciata bianca o nera.
Painted metal structure in black or white finish.

TV718SP



Piano Cemento Classico



Piano Cemento Ossido



Cemento Classico



Cemento Ossido

art. TV718SP - TOP IN FINITURE DEDICATE

Tavolo completo cm. 130x80 H. 75 (aperto 190x80) / Complete table cm. 130x80 H. 75 (open 190x80)

Piano nobilitato cemento classico con basamento bianco o cemento ossido con basamento nero.
Melamine table top in classic cement whit white painted metal structure or oxid cement with black painted metal structure.

art. TV718SP - TOP AR-TRE

Tavolo completo cm. 130x80 H. 75 (aperto 190x80) / Complete table cm. 130x80 H. 75 (open 190x80)

Con piano in nobilitato sp. 1,8/2,2 cm / with melamine table top th. 1,8/2,2 cm

Con piano in laminato sp. 2,0 cm / with laminated table top th. 2,0 cm

Con piano impiallacciato sp. 2,0 cm / with veneered table top th. 2,0 cm

Con piano in Fenix sp. 2,0 cm / with Fenix straight edge laminated table top th. 2

Basamento in metallo verniciato bianco o nero.
Painted metal structure in white or black finishes.

Finiture piani
a pag. 105
Top finishes see
page 105

TV703GA



art. TV703GA

Tavolo completo cm. 160x90 H. 75 (aperto 260x90) / Complete table cm. 160x90 H. 75 (aperto 260x90)

Tavolo completo cm. 180x90 H. 75 (aperto 280x90) / Complete table cm. 180x90 H. 75 (aperto 280x90)

Piano nobilitato bianco poro aperto o rovere nodato. Gambe in MDF rivestito in tinta piano.

Nota bene: L'incrocio delle gambe può essere montato a filo o a sbalzo.

Open-pore melamine table top in white finish or knotted oak finish. Wrapped MDF table legs finished as same as table top.

N.B.: The crossing point of the legs can be flush mount or cantilever mount.

TV708LN



art. TV708LN

Tavolo completo cm. 180x90 H. 75 (aperto 240/300/360x90) / Complete table cm. 180x90 H. 75 (aperto 240/300/360x90)

Piano impiallacciato in frassino olivato tinto naturale. Struttura massello di frassino olivato tinto naturale. Le allunghe sono contenute nel vano interno e la venatura dell'impiallacciatura può essere differente rispetto ai piani.
Table top in natural colour veneered olive ash. Structure in natural colour solid olive ash. Extensions are placed in the internal compartment. Veneer wood grain could be different than the table top.

TV694FA



*I piani di massello, essendo materiale naturale, tendono a muoversi ai cambi di stagione e temperatura.

Solid wood is a natural material that could moves with seasonal and temperature changes.

art. TV694FA

Art. TV694FA/1 - Tavolo completo cm. 160x90 H. 77 (aperto 210x90 - 1 allunga)

Item TV694FA/1 - Complete table cm. 160x90 H. 77 (open 210x90 - 1 extension)

Art. TV694FA/2 - Tavolo completo cm. 160x90 H. 77 (aperto 210/260x90 - 2 allunghe)

Item TV694FA/2 - Complete table cm. 160x90 H. 77 (open 210/260x90 - 2 extensions)

Piano e gambe (12x12 cm) in frassino massello* spazzolato tinto naturale. Le allunghe sono contenute nel vano interno e la venatura dell'impiallacciatura può essere differente rispetto ai piani.

Table top and legs (12x12 cm) in natural colour brushed solid ash wood*. Extensions are placed in the internal compartment. Veneer wood grain could be different than the table top.

TV649GO



art. TV649GO

Tavolo completo cm. Ø120 H. 77 (aperto 170/220/270/320/370x120)

Complete table cm. Ø120 H. 77 (open 170/220/270/320/370x120)

Piano in nobilitato bianco sp. 2,5 cm con bordo ABS. Gambe in faggio naturale.

Nota bene: Le 5 allunghe sono da riporre altrove. Consigliamo l'accessorio porta allunghe AC752TR.

Melamine table top th. 2,5 cm in white finish, with ABS edge. Natural beechwood legs.

N.B.: The 5 extensions must be placed elsewhere. We recommend the extensions holder AC752TR.

art. AC752TR

Accessorio porta allunghe con ruote cm 57x18 H. 60 - Nobilitato bianco poro aperto

Extensions holder with wheels cm 57x18 H. 60 - White open-pore melamine

TV622OL



art. TV622OL

Tavolo completo cm. 135x83 H. 75 (aperto 185x83) / Complete table cm. 135x83 H. 75 (open 185x83)

Piano in nobilitato bianco poro aperto. Allunga interna a libro. Gambe in massello di faggio tinto naturale.
Open-pore melamine table top in white finish. Book-shaped extensions. Solid beechwood legs in natural color.

TV637CD - TV630CM




Art. 630




Grigio Cemento



Marmo Bianco



Tortora Fango



Antracite



Grafite Brown



Art. 637



art. TV637CD - due allunghe

Tavolo completo cm. 140x90 H. 76 (aperto 190/240x90 - 2 allunghe) / Complete table cm. 140x90 H. 76 (open 190/240 - 2 extensions)

art. TV630CM - una allunga

Tavolo completo cm. 120x80 H. 76 (aperto 180x80 - 1 allunga) / Complete table cm. 120x80 H. 76 (open 180x80 - 1 extension)

Tavolo completo cm. 140x90 H. 76 (aperto 200x90 - 1 allunga) / Complete table cm. 140x90 H. 76 (open 200x90 - 1 extension)

Piano in vetro ceramica finito tortora fango, marmo bianco, grigio cemento, antracite o grafite brown (spessore ceramica 3 mm + vetro 8 mm). Struttura verniciata in tinta, allunghe a portafoglio laccate goffrate in tinta. Ceramic glass table top in "tortora" mud, white marble, grey cement, anthracite or brown graphite finishes (ceramic 3 mm th. + glass 8 mm th.). Painted structure and embossed lacquered extensions, finished as same as table top.

TV8011FL






Sedie perfettamente abbinabili, vedi da pag. 56 a pag. 61 / Perfectly matchable chairs, see from page 56 to page 61



Finiture struttura e gambe / Structure and legs finishes

					
06	07	18	22	0G	0P
Bianco opaco Matt white	Nero opaco Matt black	Grigio silver Silver grey	Tortora "Tortora"	Ghisa Cast iron	Grigio piombo op. Matt lead grey

Finiture Piano in "LAMINAM" / "LAMINAM" top finishes

				
K1	K3	K4	K5	K6
Oxide Oxide	Pietra di Savoia Antracite / Anthracite	Marmo statuario Statuary marble	Pietra di Savoia Grigia / Grey	Oxide bianco White oxide

art. TV8011FL

Tavolo completo cm. 120x90 H. 76 (aperto 180x90) / Complete table cm. 120x90 H. 76 (open 180x90)	4-6 posti
Tavolo completo cm. 140x90 H. 76 (aperto 200x90) / Complete table cm. 140x90 H. 76 (open 200x90)	6-8 posti
Tavolo completo cm. 160x90 H. 76 (aperto 220x90) / Complete table cm. 160x90 H. 76 (open 220x90)	6-8 posti
Tavolo completo cm. 180x90 H. 76 (aperto 240x90) / Complete table cm. 180x90 H. 76 (open 240x90)	8-10 posti

Struttura in estruso d'alluminio e gambe in pressofusione d'alluminio, verniciati a polveri epossidiche.

Piano e allunga in ceramica Laminam con tecnologia "Glue Point".

Extruded aluminium structure and die casting aluminium legs, epoxy painted.

Top and extension in "Glue Point" Laminam ceramic.


TV8012FV

Sedie perfettamente abbinabili, vedi da pag. 56 a pag. 61 / Perfectly matchable chairs, see from page 56 to page 61




Il piano e l'allunga adottano il sistema "Glue Point", che consiste nell'ancoraggio di un piano di 6 mm (vetro temperato) su un sottopannello da 12 mm. Table top and extension use the "Glue Point" system, which consist in gluing a 6 mm thick top (tempered glass) on an underneath panel 12 mm thick.

Finiture struttura e gambe / Structure and legs finishes




06
Bianco opaco
Matt white




07
Nero opaco
Matt black




18
Grigio silver
Silver grey



22
Tortora
"Tortora"

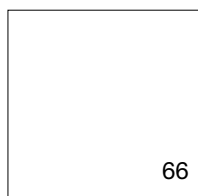


0G
Ghisa
Cast iron




0P
Grigio piombo op.
Matt lead grey


Finitura Piano in vetro temperato / Tempered glass top finish



66
Extrabianco
Extrawhite



67
Extrabianco Op.
Matt extrawhite



62
Nero
Black

art. TV8012FV

Tavolo completo cm. 120x90 H. 76 (aperto 180x90) / Complete table cm. 120x90 H. 76 (open 180x90)	4-6 posti
Tavolo completo cm. 140x90 H. 76 (aperto 200x90) / Complete table cm. 140x90 H. 76 (open 200x90)	6-8 posti
Tavolo completo cm. 160x90 H. 76 (aperto 220x90) / Complete table cm. 160x90 H. 76 (open 220x90)	6-8 posti
Tavolo completo cm. 180x90 H. 76 (aperto 240x90) / Complete table cm. 180x90 H. 76 (open 240x90)	8-10 posti

Struttura in estruso d'alluminio e gambe in pressofusione d'alluminio, verniciati a polveri epossidiche.

Piano e allunga in vetro temperato "Glue Point".

Extruded aluminium structure and die casting aluminium legs, epoxy painted.

Top and extension in "Glue Point" tempered glass.

TV633DI



Finiture piano / Top finishes



Bianco velvet
Velvet white



Extrawhite lucido
Glossy extrawhite



Tortora Velvet
Velvet "tortora"



Tortora lucido
Glossy "tortora"



Titanio lucido
Glossy titanium

art. TV633DI

Tavolo completo cm. 140x90 H. 76 (aperto 200x90) / Complete table cm. 140x90 H. 76 (open 200x90)

Piano in vetro temperato 10 mm bianco velvet satinato (soft touch) - Struttura bianca

10 mm th. tempered glass table top in satin velvet white finish (soft touch) - White structure

Piano in vetro temperato 10 mm extrawhite lucido - Struttura bianca

10 mm th. tempered glass table top in glossy extrawhite - White structure

Piano in vetro temperato 10 mm tortora chiaro velvet satinato (soft touch) - Struttura in tinta

10 mm th. tempered glass table top in satin velvet light "tortora" finish (soft touch) - Structure finish matching table top finish

Piano in vetro temperato 10 mm tortora chiaro lucido - Struttura in tinta

10 mm th. tempered glass table top in glossy light "tortora" - Structure finish matching table top finish

Piano in vetro temperato 10 mm titanio lucido - Struttura titanio

10 mm th. tempered glass table top in glossy titanium finish - Titanium colored structure

Tavolo completo cm. 160x90 H. 76 (aperto 240x90) / Complete table cm. 160x90 H. 76 (open 240x90)

Piano in vetro temperato 10 mm bianco velvet satinato (soft touch) - Struttura bianca

10 mm th. tempered glass table top in satin velvet white finish (soft touch) - White structure

Piano in vetro temperato 10 mm lucido titanio - Struttura titanio

10 mm th. tempered glass table top in glossy titanium finish - Titanium colored structure

Piano in vetro temperato 10 mm extrawhite lucido - Struttura bianca

10 mm th. tempered glass table top in glossy extrawhite - White structure

Piano in vetro temperato 10 mm tortora chiaro lucido - Struttura in tinta

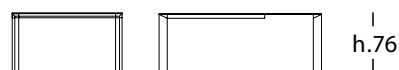
10 mm th. tempered glass table top in glossy light "tortora" - Structure finish matching table top finish

Piano in vetro temperato spessore 10 mm. Struttura in metallo. Allunghe a libro laccate in tinta.

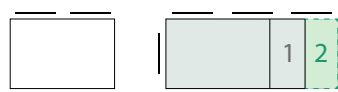
10 mm th. tempered glass table top. Painted metal structure. Book-shaped extensions finished as same as table top.

TV8021DE

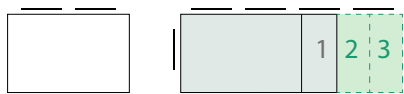
Sedie perfettamente abbinabili, vedi da pag. 56 a pag. 61 / Perfectly matchable chairs, see from page 56 to page 61



120X80 + (40+40)



140X80 + (40+40+40)




1 Allunga di serie / Standard with 1 extension
2°-3° Allunga optional / 2nd-3rd extensions optional


Finiture struttura e gambe / Structure and legs finishes



Grigio alluminio
Grey aluminum



Bianco opaco
Matt white




Nero opaco
Matt black




Grigio silver
Silver grey



Tortora
"Tortora"



Ghisa
Cast iron



Grigio nobile op

art. TV8021DE

Tavolo completo cm. 120x80 H. 76 (aperto 160/200x80) / Complete table cm. 120x80 H. 76 (open 160/200x80)

Con piano in nobilitato sp. 1,8/2,2 cm / with melamine table top th. 1,8/2,2 cm

Con piano in laminato sp. 2,0 cm / with laminated table top th. 2,0 cm

Con piano impiallacciato sp. 2,0 cm / with veneered table top th. 2,0 cm

Con piano in Fenix sp. 2,0 cm / with Fenix straight edge laminated table top th. 2,0 cm

Tavolo completo cm. 140x80 H. 75 (aperto 180/220/260x80) / Complete table cm. 140x80 H. 75 (open 180/220/260x80)

Con piano in nobilitato sp. 1,8/2,2 cm / with melamine table top th. 1,8/2,2 cm

Con piano in laminato sp. 2,0 cm / with laminated table top th. 2,0 cm

Con piano impiallacciato sp. 2,0 cm / with veneered table top th. 2,0 cm

Con piano in Fenix sp. 2,0 cm / with Fenix straight edge laminated table top th. 2,0 cm

Struttura telescopica in metallo verniciato a polveri epossidiche. Gambe con forma a "cavalletto".
Telescopic structure in epoxy painted metal. Legs in sawhorse shape.

Finiture piani
a pag. 105
Top finishes see
page 105

TV8031ZE

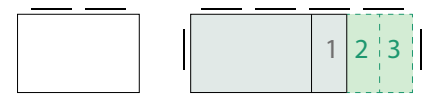
Sedie perfettamente abbinabili, vedi da pag. 56 a pag. 61 / Perfectly matchable chairs, see from page 56 to page 61



120X80 + (40+40)




140X80 + (40+40+40)

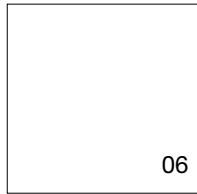


1 Allunga di serie / Standard with 1 extension
2°-3° Allunga optional / 2nd-3rd extensions optional


Finiture struttura e gambe / Structure and legs finishes




02
Grigio alluminio
Grey aluminum




06
Bianco opaco
Matt white




07
Nero opaco
Matt black




18
Grigio silver
Silver grey



22
Tortora
"Tortora"



0G
Ghisa
Cast iron



0P
Grigio piombo op.
Matt lead grey

art. TV8031ZE

Tavolo completo cm. 120x80 H. 75 (aperto 160/200x80) / Complete table cm. 120x80 H. 75 (open 160/200x80)

Con piano in nobilitato sp. 1,8/2,2 cm / with melamine table top th. 1,8/2,2 cm

Con piano in laminato sp. 2,0 cm / with laminated table top th. 2,0 cm

Con piano impiallacciato sp. 2,0 cm / with veneered table top th. 2,0 cm

Con piano in Fenix sp. 2,0 cm / with Fenix straight edge laminated table top th. 2,0 cm

Tavolo completo cm. 140x80 H. 75 (aperto 180/220/260x80) / Complete table cm. 140x80 H. 75 (open 180/220/260x80)

Con piano in nobilitato sp. 1,8/2,2 cm / with melamine table top th. 1,8/2,2 cm

Con piano in laminato sp. 2,0 cm / with laminated table top th. 2,0 cm

Con piano impiallacciato sp. 2,0 cm / with veneered table top th. 2,0 cm

Con piano in Fenix sp. 2,0 cm / with Fenix straight edge laminated table top th. 2,0 cm

Struttura telescopica in metallo verniciato a polveri epossidiche. Gambe inclinate a 45°.
Telescopic structure in epoxy painted metal. Legs are at a 45° degree angle.

Finiture piani
a pag. 105
Top finishes see
page 105

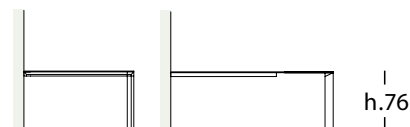
TV8032ZP

Sedie perfettamente abbinabili, vedi da pag. 56 a pag. 61 / Perfectly matchable chairs, see from page 56 to page 61

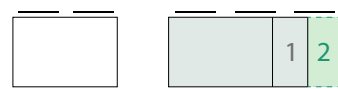


La struttura presenta un meccanismo che consente l'applicazione della penisola sia a muro sia sulla base standard della vostra cucina.

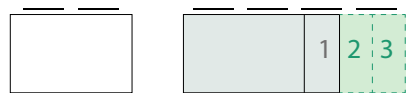
The structure has a mechanism that allows the application of the peninsula both at the wall and at the standard base of your kitchen.



120X80 + (40+40)



140X80 + (40+40+40)




1 Allunga di serie / Standard with 1 extension
2°-3° Allunga optional / 2nd-3rd extensions optional


Finiture struttura e gambe / Structure and legs finishes



02
Grigio alluminio
Grey aluminum



06
Bianco opaco
Matt white




07
Nero opaco
Matt black




18
Grigio silver
Silver grey



22
Tortora
"Tortora"



0G
Ghisa
Cast iron



0P
Grigio piombo op.
Matt lead grey

art. TV8032ZP

Tavolo-penisola completo cm. 120x80 H. 75 (aperto 160/200x80) / Peninsula table cm. 120x80 H. 75 (open 160/200x80)

Con piano in nobilitato sp. 1,8/2,2 cm / with melamine table top th. 1,8/2,2 cm

Con piano in laminato sp. 2,0 cm / with laminated table top th. 2,0 cm

Con piano impiallacciato sp. 2,0 cm / with veneered table top th. 2,0 cm

Con piano in Fenix sp. 2,0 cm / with Fenix straight edge laminated table top th. 2,0 cm

Tavolo-penisola completo cm. 140x80 H. 75 (aperto 180/220/260x80) / Peninsula table cm. 140x80 H. 75 (open 180/220/260x80)

Con piano in nobilitato sp. 1,8/2,2 cm / with melamine table top th. 1,8/2,2 cm

Con piano in laminato sp. 2,0 cm / with laminated table top th. 2,0 cm

Con piano impiallacciato sp. 2,0 cm / with veneered table top th. 2,0 cm

Con piano in Fenix sp. 2,0 cm / with Fenix straight edge laminated table top th. 2,0 cm

Struttura telescopica in metallo verniciato a polveri epossidiche. Gambe inclinate a 45°.

Telescopic structure in epoxy painted metal. Legs are at a 45° degree angle.

Finiture piani
a pag. 105
Top finishes see
page 105

TV631LB



art. TV631LB

Tavolo completo cm. 140x90 H. 76 (aperto 185/230x90) / Complete table cm. 140x90 H. 76 (open 185/230x90)

Piano in vetro temperato 10 mm tortora chiaro lucido - Struttura tortora chiaro

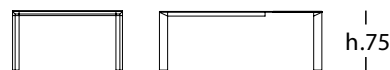
10 mm th. tempered glass table top in glossy light "tortora" - Light "tortora" colored structure

Piano in vetro temperato spessore 10 mm. Struttura in metallo. Allunghe a libro laccate lucide in tinta.

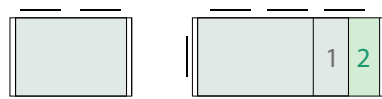
10 mm th. tempered glass table top. Painted metal structure. Book-shaped extensions finished as same as table top in glossy laquered finish.

TV8071MI

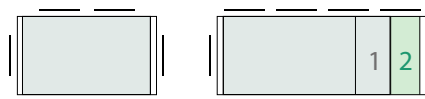
Il piano e l'allunga adottano il sistema "Glue Point", che consiste nell'ancoraggio di un piano di 6 mm (vetro temperato) su un sottopannello da 12 mm.
Top and extension use the "Glue Point" system, which consist in gluing a 6 mm thick top (tempered glass) on an underneath panel 12 mm thick.



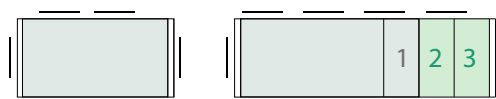
140X90 + (40+40)



160X90 + (40+40)



180X90 + (40+40+40)



1 Allunga di serie / Standard with 1 extension
2°-3° Allunga optional / 2nd-3rd extensions optional

art. TV8071MI TOP VETRO

Tavolo completo cm. 140x90 H. 75 (aperto 180/220x90) / Complete table cm. 140x90 H. 75 (open 180/220x90)

Tavolo completo cm. 160x90 H. 75 (aperto 200/240x90) / Complete table cm. 160x90 H. 75 (open 200/240x90)

Tavolo completo cm. 180x90 H. 75 (aperto 220/260/300x90) / Complete table cm. 180x90 H. 75 (open 220/260/300x90)

Struttura interna in metallo verniciato bianco opaco a polveri epossidiche. Gambe in mdf rivestito PET bianco opaco con ruote a scomparsa.
Piano "Glue Point" in vetro temperato bianco extrawhite e allunghe in melaminico bianco opaco.
Internal structure in white painted epoxy metal. Legs in mdf covered with white mat PET, with small hidden castors.
Top "Glue Point" in white tempered glass.

art. TV8071MI TOP AR-TRE

Tavolo completo cm. 140x90 H. 75 (aperto 180/220x90) / Complete table cm. 140x90 H. 75 (open 180/220x90)

Con piano in nobilitato sp. 1,8/2,2 cm / with melamine table top th. 1,8/2,2 cm

Con piano in laminato sp. 2,0 cm / with laminated table top th. 2,0 cm

Con piano impiallacciato sp. 2,0 cm / with veneered table top th. 2,0 cm

Con piano in Fenix sp. 2,0 cm / with Fenix straight edge laminated table top th. 2,0 cm

Tavolo completo cm. 160x90 H. 75 (aperto 200/240x90) / Complete table cm. 160x90 H. 75 (open 200/240x90)

Con piano in nobilitato sp. 1,8/2,2 cm / with melamine table top th. 1,8/2,2 cm

Con piano in laminato sp. 2,0 cm / with laminated table top th. 2,0 cm

Con piano impiallacciato sp. 2,0 cm / with veneered table top th. 2,0 cm

Con piano in Fenix sp. 2,0 cm / with Fenix straight edge laminated table top th. 2,0 cm

Tavolo completo cm. 180x90 H. 75 (aperto 220/260/300x90) / Complete table cm. 180x90 H. 75 (open 220/260/300x90)

Con piano in nobilitato sp. 1,8/2,2 cm / with melamine table top th. 1,8/2,2 cm

Con piano in laminato sp. 2,0 cm / with laminated table top th. 2,0 cm

Con piano impiallacciato sp. 2,0 cm / with veneered table top th. 2,0 cm

Con piano in Fenix sp. 2,0 cm / with Fenix straight edge laminated table top th. 2,0 cm

Struttura interna in metallo verniciato bianco opaco a polveri epossidiche.
Gambe in mdf rivestito PET bianco opaco con ruote a scomparsa.
Internal structure in white painted epoxy metal.
Legs in mdf covered with white mat pet, with small hidden castors.

**Finiture piani
a pag. 105**
Top finishes see
page 105

TV660IR

Adatto anche per esterni
Also suitable for outdoors



Le eventuali tracce di ruggine presenti sono fisiologiche e caratterizzano il prodotto. La finitura protettiva trasparente riceve un trattamento particolare che ne evita l'espansione.

Any traces of rust are physiological and characterize the product. The transparent protective finish undergoes a special treatment that prevents the expansion of this.

art. TV660IR

Tavolo fisso completo cm. 120x80 H. 74 / Complete fixed table cm. 120x80 H. 74

Tavolo fisso completo cm. 160x80 H. 74 / Complete fixed table cm. 160x80 H. 74

Struttura in acciaio molata a mano con vernice trasparente. Gambe smontabili, sezione 4x4 cm.
Steel structure hand grinded with transparent protective finish. Removable legs, section 4x4 cm.

TV662CA

Adatto anche per esterni
Also suitable for outdoors



art. TV662CA

Tavolo fisso completo cm. 120x80 H. 75 / Complete fixed table cm. 120x80 H. 75

Tavolo fisso completo cm. 160x80 H. 75 / Complete fixed table cm. 160x80 H. 75

Struttura in acciaio trattata in cataforesi, verniciata epossidico bianco. Gambe smontabili, sezione 4x4 cm.
Steel structure treated in cataphoresis, white epoxy painted. Removable legs, section 4x4 cm.

TV669GE



art. TV669GE

Tavolo completo cm. 110x70 H. 75 (aperto 160x70) / Complete table cm. 110x70 H. 75 (open 160x70)

Piano in nobilitato finitura bianco larix o tortora fango. Gambe in massello laccate in tinta.
Melamine table top in larix white or "tortora" mud finishes. Solid wood table legs in lacquered finish matching table top finishes.

TV648NO



art. TV648NO

Tavolo completo cm. 130x80 H. 75 (aperto 190x80) / Complete table cm. 130x80 H. 75 (open 190x80)

Piano in nobilitato finitura bianco larix o rovere. Gambe in MDF fasciate, stessa finitura del piano.
Melamine table top in larix white or oak wood finishes. Wrapped MDF table legs finished as same as table top.

TV8041SI

Sedie perfettamente abbinabili, vedi da pag. 56 a pag. 61 / Perfectly matchable chairs, see from page 56 to page 61



120X80 + (40+40)



140X80 + (40+40+40)




1 Allunga di serie / Standard with 1 extension
2°-3° Allunga optional / 2nd-3rd extensions optional


Finiture struttura e gambe / Structure and legs finishes



02
Grigio alluminio
Grey aluminum



06
Bianco opaco
Matt white




07
Nero opaco
Matt black




18
Grigio silver
Silver grey



22
Tortora
"Tortora"



0G
Ghisa
Cast iron



0P
Grigio piombo op.
Matt lead grey

art. TV8041SI

Tavolo completo cm. 120x80 H. 75 (aperto 160/200x80) / Complete table cm. 120x80 H. 75 (open 160/200x80)

Con piano in nobilitato sp. 1,8/2,2 cm / with melamine table top th. 1,8/2,2 cm

Con piano in laminato sp. 2,0 cm / with laminated table top th. 2,0 cm

Con piano impiallacciato sp. 2,0 cm / with veneered table top th. 2,0 cm

Con piano in Fenix sp. 2,0 cm / with Fenix straight edge laminated table top th. 2,0 cm

Tavolo completo cm. 140x80 H. 75 (aperto 180/220/260x80) / Complete table cm. 140x80 H. 75 (open 180/220/260x80)

Con piano in nobilitato sp. 1,8/2,2 cm / with melamine table top th. 1,8/2,2 cm

Con piano in laminato sp. 2,0 cm / with laminated table top th. 2,0 cm

Con piano impiallacciato sp. 2,0 cm / with veneered table top th. 2,0 cm

Con piano in Fenix sp. 2,0 cm / with Fenix straight edge laminated table top th. 2,0 cm

Struttura telescopica in metallo verniciato a polveri epossidiche. Gambe con sezione a ponte.
Telescopic structure in epoxy painted metal. Legs with a bridge shape.

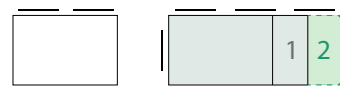
Finiture piani
a pag. 105
Top finishes see
page 105

TV8051JO

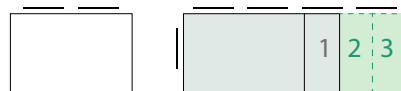
Sedie perfettamente abbinabili, vedi da pag. 56 a pag. 61 / Perfectly matchable chairs, see from page 56 to page 61



120X80 + (40+40)




140X80 + (40+40+40)

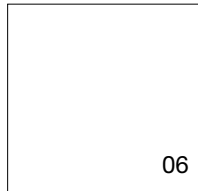


1 Allunga di serie / Standard with 1 extension
2^a-3^a Allunga optional / 2nd-3rd extensions optional


Finiture struttura e gambe / Structure and legs finishes



02
Grigio alluminio
Grey aluminum



06
Bianco opaco
Matt white




07
Nero opaco
Matt black




18
Grigio silver
Silver grey



22
Tortora
"Tortora"



0G
Ghisa
Cast iron



0P
Grigio piombo op.
Matt lead grey

art. TV8051JO

Tavolo completo cm. 120x80 H. 75 (aperto 160/200x80) / Complete table cm. 120x80 H. 75 (open 160/200x80)

Con piano in nobilitato sp. 1,8/2,2 cm / with melamine table top th. 1,8/2,2 cm

Con piano in laminato sp. 2,0 cm / with laminated table top th. 2,0 cm

Con piano impiallacciato sp. 2,0 cm / with veneered table top th. 2,0 cm

Con piano in Fenix sp. 2,0 cm / with Fenix straight edge laminated table top th. 2,0 cm

Tavolo completo cm. 140x80 H. 75 (aperto 180/220/260x80) / Complete table cm. 140x80 H. 75 (open 180/220/260x80)

Con piano in nobilitato sp. 1,8/2,2 cm / with melamine table top th. 1,8/2,2 cm

Con piano in laminato sp. 2,0 cm / with laminated table top th. 2,0 cm

Con piano impiallacciato sp. 2,0 cm / with veneered table top th. 2,0 cm

Con piano in Fenix sp. 2,0 cm / with Fenix straight edge laminated table top th. 2,0 cm

Struttura telescopica in metallo verniciato a polveri epossidiche. Gambe con sezione quadra 50x50 mm.
Telescopic structure in epoxy painted metal. Legs with a square section 50x50 mm.


Finiture piani
a pag. 105
Top finishes see
page 105

TV8061PL


Sedie perfettamente abbinabili, vedi da pag. 56 a pag. 61 / Perfectly matchable chairs, see from page 56 to page 61



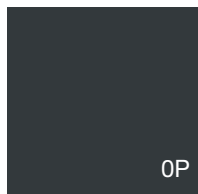
Finiture struttura e gambe / Structure and legs finishes



Grigio alluminio
Grey aluminum



Bianco lucido
Glossy white



Grigio piombo op.
Matt lead grey

art. TV8061PL

Tavolo completo cm. 110x70 H. 75 (aperto 160x70) / Complete table cm. 110x70 H. 75 (open 160x70)

Con piano in nobilitato sp. 1,8/2,2 cm / with melamine table top th. 1,8/2,2 cm	€ 400,00
Con piano in laminato sp. 2,0 cm / with laminated table top th. 2,0 cm	€ 654,00
Con piano impiallacciato sp. 2,0 cm / with veneered table top th. 2,0 cm	€ 718,00
Con piano in Fenix sp. 2,0 cm / with Fenix straight edge laminated table top th. 2,0 cm	€ 718,00

Tavolo completo cm. 130x85 H. 75 (aperto 180x85) / Complete table cm. 130x85 H. 75 (open 180x85)

Con piano in nobilitato sp. 1,8/2,2 cm / with melamine table top th. 1,8/2,2 cm	€ 460,00
Con piano in laminato sp. 2,0 cm / with laminated table top th. 2,0 cm	€ 760,00
Con piano impiallacciato sp. 2,0 cm / with veneered table top th. 2,0 cm	€ 854,00
Con piano in Fenix sp. 2,0 cm / with Fenix straight edge laminated table top th. 2,0 cm	€ 854,00

Struttura in tubolare metallico verniciato a polveri epossidiche.
Tubular metal structure epoxy painted.

**Finiture piani
a pag. 105**
Top finishes see
page 105

TV663KE



Struttura alluminio



Struttura bianca



Struttura antracite

art. TV663KE

Tavolo fisso completo cm. 80x80 H. 75 / Complete fixed table cm. 80x80 H. 75

Con piano in nobilitato sp. 1,8/2,2 cm / with melamine table top th. 1,8/2,2 cm

Con piano in laminato sp. 2,0 cm / with laminated table top th. 2,0 cm

Con piano impiallacciato sp. 2,0 cm / with veneered table top th. 2,0 cm

Con piano in Fenix sp. 2,0 cm / with Fenix straight edge laminated table top th. 2,0 cm

Tavolo fisso completo cm. 90x90 H. 75 / Complete fixed table cm. 90x90 H. 75

Con piano in nobilitato sp. 1,8/2,2 cm / with melamine table top th. 1,8/2,2 cm

Con piano in laminato sp. 2,0 cm / with laminated table top th. 2,0 cm

Con piano impiallacciato sp. 2,0 cm / with veneered table top th. 2,0 cm

Con piano in Fenix sp. 2,0 cm / with Fenix straight edge laminated table top th. 2,0 cm

Tavolo fisso completo cm. 120x80 H. 75 / Complete fixed table cm. 120x80 H. 75

Con piano in nobilitato sp. 1,8/2,2 cm / with melamine table top th. 1,8/2,2 cm

Con piano in laminato sp. 2,0 cm / with laminated table top th. 2,0 cm

Con piano impiallacciato sp. 2,0 cm / with veneered table top th. 2,0 cm

Con piano in Fenix sp. 2,0 cm / with Fenix straight edge laminated table top th. 2,0 cm

Struttura in metallo verniciata alluminio, bianco o antracite.

Painted metal structure in aluminium, white or anthracite finishes.

**Finiture piani
a pag. 105
Top finishes see
page 105**

TV665MT



art. TV665MT- TOP DEDICATO IN NOBILITATO BIANCO

Tavolo completo cm. 90x60 H. 76 (aperto 140x60) / Complete table cm. 90x60 H. 76 (open 140x60)

Piano in nobilitato bianco. Struttura in metallo verniciata bianca o verniciata alluminio.
Melamine table top in white finish. Painted metal structure in white or aluminium finishes.

art. TV665MT- TOP AR-TRE

Tavolo completo cm. 90x60 H. 76 (aperto 140x60) / Complete table cm. 90x60 H. 76 (open 140x60)

Con piano in nobilitato sp. 1,8/2,2 cm / with melamine table top th. 1,8/2,2 cm

Con piano in laminato sp. 2,0 cm / with laminated table top th. 2,0 cm

Con piano impiallacciato sp. 2,0 cm / with veneered table top th. 2,0 cm

Con piano in Fenix sp. 2,0 cm / with Fenix straight edge laminated table top th. 2,0 cm

Struttura in metallo verniciata bianca o verniciata alluminio.
Painted metal structure in white or aluminium finishes.

**Finiture piani
a pag. 105**
**Top finishes see
page 105**

TV635MQ



art. TV635MQ

Tavolo completo cm. 90x90 H. 76 (aperto 145x90) / Complete table cm. 90x90 H. 76 (open 145x90)

Con piano in nobilitato sp. 1,8/2,2 cm / with melamine table top th. 1,8/2,2 cm

Con piano in laminato sp. 2,0 cm / with laminated table top th. 2,0 cm

Con piano impiallacciato sp. 2,0 cm / with veneered table top th. 2,0 cm

Con piano in Fenix sp. 2,0 cm / with Fenix straight edge laminated table top th. 2,0 cm

Struttura in metallo verniciata alluminio.
Painted metal structure in aluminium finish.

**Finiture piani
a pag. 105**
**Top finishes see
page 105**

TV635MS



Struttura verniciata antracite



Struttura verniciata tortora



Struttura verniciata bianca



Struttura verniciata alluminio

art. TV635MS

Tavolo completo cm. 110x70 H. 76 (aperto 165x70) / Complete table cm. 110x70 H. 76 (open 165x70)

Con piano in nobilitato sp. 1,8/2,2 cm / with melamine table top th. 1,8/2,2 cm

Con piano in laminato sp. 2,0 cm / with laminated table top th. 2,0 cm

Con piano impiallacciato sp. 2,0 cm / with veneered table top th. 2,0 cm

Con piano in Fenix sp. 2,0 cm / with Fenix straight edge laminated table top th. 2,0 cm

Tavolo completo cm. 130x80 H. 76 (aperto 190x80) / Complete table cm. 130x80 H. 76 (open 190x80)

Con piano in nobilitato sp. 1,8/2,2 cm / with melamine table top th. 1,8/2,2 cm

Con piano in laminato sp. 2,0 cm / with laminated table top th. 2,0 cm

Con piano impiallacciato sp. 2,0 cm / with veneered table top th. 2,0 cm

Con piano in Fenix sp. 2,0 cm / with Fenix straight edge laminated table top th. 2,0 cm

Struttura in metallo verniciata antracite, verniciata tortora, verniciata bianca o verniciata alluminio.
Painted metal structure in anthracite, "tortora", white or aluminium finishes.

Finiture piani
a pag. 105
Top finishes see
page 105

TV626TE



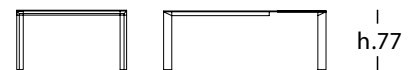
Struttura alluminio anodizzato



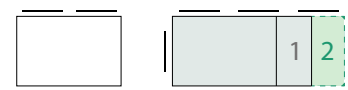
Struttura verniciata bianca



Struttura verniciata antracite



130X80 + (38+38)



160X90 + (47+47+47)



1 Allunga di serie / Standard with 1 extension
2°-3° Allunga optional / 2nd-3rd extensions optional

art. TV626TE

Tavolo completo cm. 130x80 H. 77 (aperto 168/205x80) / Complete table cm. 130x80 H. 77 (open 168/205x80)

Con piano in nobilitato sp. 1,8/2,2 cm / with melamine table top th. 1,8/2,2 cm

Con piano in laminato sp. 2,0 cm / with laminated table top th. 2,0 cm

Con piano impiallacciato sp. 2,0 cm / with veneered table top th. 2,0 cm

Con piano in Fenix sp. 2,0 cm / with Fenix straight edge laminated table top th. 2,0 cm

Tavolo completo cm. 160x90 H. 77 (aperto 206/253/300x90) / Complete table cm. 160x90 H. 77 (open 206/253/300x90)

Con piano in nobilitato sp. 1,8/2,2 cm / with melamine table top th. 1,8/2,2 cm

Con piano in laminato sp. 2,0 cm / with laminated table top th. 2,0 cm

Con piano impiallacciato sp. 2,0 cm / with veneered table top th. 2,0 cm

Con piano in Fenix sp. 2,0 cm / with Fenix straight edge laminated table top th. 2,0 cm

Struttura in alluminio naturale anodizzato, alluminio verniciato bianco o alluminio verniciato antracite.
Structure in natural anodized aluminium, white painted aluminium or anthracite painted aluminium.

**Finiture piani
a pag. 105**
**Top finishes see
page 105**

TV643IL



art. TV643IL

Tavolo completo cm. Ø120 H. 77 (aperto 170x120* - max 8 persone) - Piano laccato bianco opaco al quarzo e basamento bianco

Complete table cm. Ø120 H. 77 (open 170x120* - max 8 people) - Matt white lacquered quartz table top and stand in white painted steel

Tavolo completo cm. Ø120 H. 77 (aperto 170x120* - max 8 persone) - Piano laccato nero al quarzo e basamento nero opaco

Complete table cm. Ø120 H. 77 (open 170x120* - max 8 people) - Black lacquered quartz table top and stand in matt black painted steel

Tavolo fisso completo cm. Ø140 H. 77 (max 7 persone) - Piano laccato bianco opaco al quarzo

Complete fixed table cm. Ø140 H. 77 (max 7 people) - Matt white lacquered quartz table top

Tavolo fisso completo cm. Ø160 H. 77 (max 8 persone) - Piano laccato bianco opaco al quarzo

Complete fixed table cm. Ø160 H. 77 (max 8 people) - Matt white lacquered quartz table top

Tavolo fisso completo cm. Ø120 H. 77 (max 6 persone) - Piano laminato HPL bianco opaco

Complete fixed table cm. Ø120 H. 77 (max 6 people) - Matt white HPL table top

Tavolo fisso completo cm. Ø110 H. 77 (max 5 persone) - Piano laminato HPL bianco opaco

Complete fixed table cm. Ø110 H. 77 (max 5 people) - Matt white HPL table top

Tavolo fisso completo cm. Ø100 H. 77 (max 4 persone) - Piano laminato HPL bianco opaco

Complete fixed table cm. Ø100 H. 77 (max 4 people) - Matt white HPL table top

Piano sp. 3 cm laccato bianco o nero al quarzo, o laminato HPL bianco opaco, con bordo svasato.

Base in acciaio verniciato bianco o nero opaco.

3 cm th. table top in white or black lacquered quartz finish, or matt white HPL finish, with flared edge.

Stand in white or black painted steel.

TV612IM



art. TV612IM

Tavolo fisso completo cm. Ø120 H. 75 (max 6 persone) / Complete fixed table cm. Ø120 H. 75 (max 6 people)

Piano sp. 2 cm in marmo di Carrara, con bordo svasato. Base in acciaio verniciato bianco.
2 cm th. Carrara marble table top with flared edge. White painted steel stand.

Solo basamento in acciaio verniciato bianco (per piano del cliente) - art.TV612IM o art.TV643IL

Only painted metal structure in white finish (for client's worktop) - art.TV612IM o art. TV643IL

Solo basamento in acciaio verniciato nero (per piano del cliente) - art.TV643IL

Only painted metal structure in white finish (for client's worktop) - art.TV612IM o art. TV643IL

Supplemento per sottopiano h. 3 cm.

Supplement for 3 cm. tickness undertop

TAVOLI CONCEPT

Sedie perfettamente abbinabili, vedi da pag. 60 a pag. 65 / Perfectly matchable chairs, see from page 60 to page 65




Tavoli allungabili con sistema telescopico con 4 tipologie di gambe a scelta

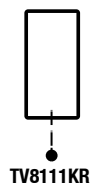
La versatilità di questo progetto sta nella possibilità di abbinare alla stessa struttura ben 4 tipologie di gambe diverse, mediante l'utilizzo di un giunto realizzato in presso-fusione di alluminio. Diverse in stile e forma, queste quattro gambe nelle finiture verniciate e legno permettono di abbinare il tavolo nelle soluzioni d'arredo più svariate.

Extendable tables with telescopic system with 4 types of legs of your choice

The versatility of this project lies in the possibility of combining 4 different types of legs to the same structure, through the use of a joint made of die-cast aluminum. Different in style and shape, these four legs in painted and wood finishes allow you to combine the table in the most varied furnishing solutions.




Tipologie gambe Legs types




TV8111KR




Finiture gambe / Legs finishes




Bianco opaco
Matt white




Nero opaco
Matt black



Grigio Silver
Silver grey



Tortora
"Tortora"



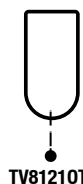
Ghisa
Cast iron




Grigio piombo op.
Matt lead grey

Gambe in acciaio verniciato, leggermente inclinate. Adatte per ambiente cucina e living.
Legs in painted steel, slightly inclined. Suitable for the kitchen and living areas.


Finiture gambe / Legs finishes




TV81210T




Bianco opaco
Matt white




Nero opaco
Matt black



Grigio Silver
Silver grey




Tortora
"Tortora"




Ghisa
Cast iron



Grigio piombo op.
Matt lead grey



Rovere naturale
Natural oak



Nero opaco
Matt black


*

Gambe in tubolare d'acciaio semiovale verniciate, o in legno massello, leggermente inclinate. Adatte per ogni ambiente.
Legs in tubular of painted semi-oval steel or in solid wood, slightly inclined. Suitable for any location.


Finiture gambe / Legs finishes




TV8091DR




Bianco opaco
Matt white




Nero opaco
Matt black



Grigio Silver
Silver grey



Tortora
"Tortora"



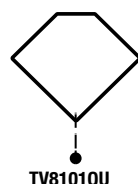
Ghisa
Cast iron




Grigio piombo op.
Matt lead grey

Gambe in alluminio verniciato a forma poligonale, leggermente inclinate. Adatte per ogni ambiente.
Polygonal aluminium painted legs, slightly inclined. Suitable for any location.


Finiture gambe / Legs finishes




TV8101QU




Bianco opaco
Matt white




Nero opaco
Matt black



Grigio Silver
Silver grey




Tortora
"Tortora"




Ghisa
Cast iron



Grigio piombo op.
Matt lead grey



Rovere naturale
Natural oak


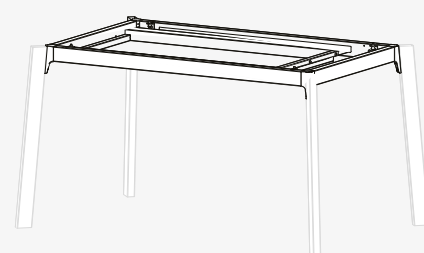


Nero opaco
Matt black


*

Gambe in alluminio verniciato o in legno massello, leggermente inclinate. Adatte per ogni ambiente.
Slightly inclined legs in painted aluminium or solid wood. Suitable for any location.


Finiture struttura e angoli / Structure and corners finishes




Bianco opaco
Matt white




Nero opaco
Matt black



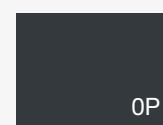
Grigio Silver
Silver grey



Tortora
"Tortora"



Ghisa
Cast iron



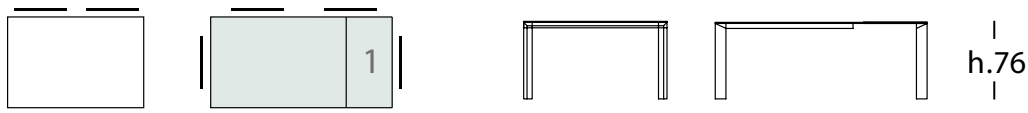
Grigio piombo op.
Matt lead grey

Struttura composta da profili in acciaio tagliati a laser, verniciata a polveri epossidiche.
Giunto angolare d'unione stampato in lega di alluminio verniciato.
Structure composed of laser-cut steel profiles, powder coated.
Die-casted aluminium junctions in painted finish.

Dimensioni / Sizes

120X80 + (40)

1 Allunga di serie / Standard with 1 extension



Tavolo completo cm. 120x80 H. 76 (aperto 160x80) / Complete table cm. 120x80 H. 76 (open 160x80)

Con piano in nobilitato sp. 1,8/2,2 cm / with melamine table top th. 1,8/2,2 cm

Con piano in laminato sp. 2,0 cm / with laminated table top th. 2,0 cm

Con piano impiallacciato sp. 2,0 cm / with veneered table top th. 2,0 cm

Con piano in Fenix sp. 2,0 cm / with Fenix straight edge laminated table top th. 2,0 cm

Maggiorazione per gambe in legno modelli: TV81210T - TV8101QU / Extracharge for wood legs model: TV81210T - TV8101QU

140X80 + (40+40)

1 Allunga di serie / Standard with 1 extension
2° Allunga optional / 2nd extension optional



Tavolo completo cm. 140x80 H. 76 (aperto 180/220x80) / Complete table cm. 140x80 H. 76 (open 180/220x80)

Con piano in nobilitato sp. 1,8/2,2 cm / with melamine table top th. 1,8/2,2 cm

Con piano in laminato sp. 2,0 cm / with laminated table top th. 2,0 cm

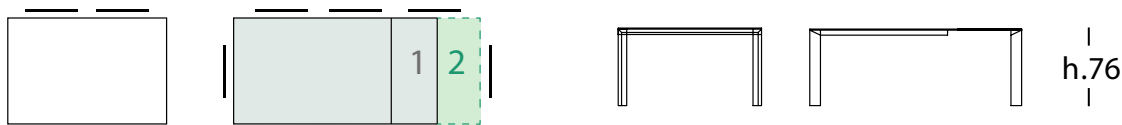
Con piano impiallacciato sp. 2,0 cm / with veneered table top th. 2,0 cm

Con piano in Fenix sp. 2,0 cm / with Fenix straight edge laminated table top th. 2,0 cm

Maggiorazione per gambe in legno modelli: TV81210T - TV8101QU / Extracharge for wood legs model: TV81210T - TV8101QU

140X90 + (40+40)

1 Allunga di serie / Standard with 1 extension
2° Allunga optional / 2nd extension optional



Tavolo completo cm. 140x90 H. 76 (aperto 180/220x90) / Complete table cm. 140x90 H. 76 (open 180/220x90)

Con piano in nobilitato sp. 1,8/2,2 cm / with melamine table top th. 1,8/2,2 cm

Con piano in laminato sp. 2,0 cm / with laminated table top th. 2,0 cm

Con piano impiallacciato sp. 2,0 cm / with veneered table top th. 2,0 cm

Con piano in Fenix sp. 2,0 cm / with Fenix straight edge laminated table top th. 2,0 cm

Maggiorazione per gambe in legno modelli: TV81210T - TV8101QU / Extracharge for wood legs model: TV81210T - TV8101QU



TV8111KR



TV81210T

160X90 + (40+40)

1 Allunga di serie / Standard with 1 extension
2° Allunga optional / 2nd extension optional



Tavolo completo cm. 160x90 H. 76 (aperto 200/240x90) / Complete table cm. 160x90 H. 76 (open 200/240x90)

Con piano in nobilitato sp. 1,8/2,2 cm / with melamine table top th. 1,8/2,2 cm

Con piano in laminato sp. 2,0 cm / with laminated table top th. 2,0 cm

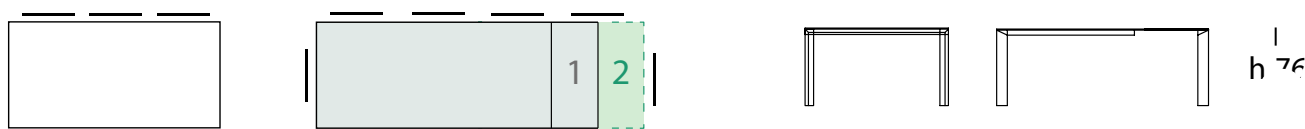
Con piano impiallacciato sp. 2,0 cm / with veneered table top th. 2,0 cm

Con piano in Fenix sp. 2,0 cm / with Fenix straight edge laminated table top th. 2,0 cm

Maggiorazione per gambe in legno modelli: TV81210T - TV8101QU / Extracharge for wood legs model: TV81210T - TV8101QU

180X90 + (40+40)

1 Allunga di serie / Standard with 1 extension
2° Allunga optional / 2nd extension optional



Tavolo completo cm. 180x90 H. 76 (aperto 220/260x90) / Complete table cm. 180x90 H. 76 (open 220/260x90)

Con piano in nobilitato sp. 1,8/2,2 cm / with melamine table top th. 1,8/2,2 cm

Con piano in laminato sp. 2,0 cm / with laminated table top th. 2,0 cm

Con piano impiallacciato sp. 2,0 cm / with veneered table top th. 2,0 cm

Con piano in Fenix sp. 2,0 cm / with Fenix straight edge laminated table top th. 2,0 cm

Maggiorazione per gambe in legno modelli: TV81210T - TV8101QU / Extracharge for wood legs model: TV81210T - TV8101QU

200X100 + (40+40)

1 Allunga di serie / Standard with 1 extension
2° Allunga optional / 2nd extension optional



Tavolo completo cm. 200x100 H. 76 (aperto 240/280x100) / Complete table cm. 200x100 H. 76 (open 240/280x100)

Con piano in nobilitato sp. 1,8/2,2 cm / with melamine table top th. 1,8/2,2 cm

Con piano in laminato sp. 2,0 cm / with laminated table top th. 2,0 cm

Con piano impiallacciato sp. 2,0 cm / with veneered table top th. 2,0 cm

Con piano in Fenix sp. 2,0 cm / with Fenix straight edge laminated table top th. 2,0 cm

Maggiorazione per gambe in legno modelli: TV81210T - TV8101QU / Extracharge for wood legs model: TV81210T - TV8101QU

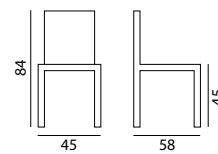


TV8091DR



TV8101QU

SE214DU



art. SE214DU - Imballo 2 pz. / Packaging 2 pcs.
 Sedile in ecopelle cuoio vissuto. Struttura in metallo verniciato nero.
 Eco-leather seat in antique leather finish. Black painted metal structure.

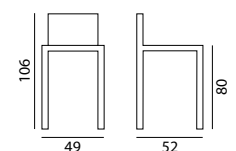
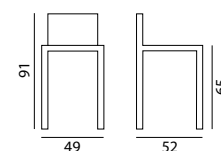
Maggiorazione / Extracharge
 Imballo 1 pz. +€ 32,00
 Packaging 1 pc.

SG514DS



Art. SG514DS/1-2

Art. SG514DS/3



art. SG514DS - Imballo 4 pz. / Packaging 4 pcs.
 Art. SG514DS/1 - H.65 - base slitta / sled base
 Art. SG514DS/2 - H.65 - base 4 gambe / 4 legs base
 Art. SG514DS/3 - H.80 - base 4 gambe / 4 legs base

Sedile in ecopelle cuoio vissuto. Struttura in metallo verniciato nero.
 Eco-leather seat in antique leather finish. Black painted metal structure.

Maggiorazione / Extracharge
 Imballo 1/2/3 pz. +€ 32,00
 Packaging 1/2/3 pcs.

SE224IN



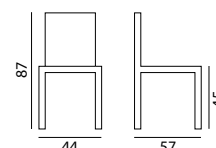
ecopelle titanio
gambe nere
titanium eco-leather
black legs



tessuto antracite
gambe nere
anthracite fabric
black legs



ecopelle tortora
gambe tortora
tortora eco-leather
tortora legs

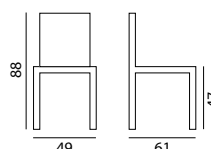


art. SE224IN - Imballo 2 pz. / Packaging 2 pcs.
Sedile in ecopelle o in tessuto, struttura in metallo verniciato.
Eco-leather or fabric seat, painted metal structure.

Maggiorazione / Extracharge

Imballo 1 pz. +€ 32,00
Packaging 1 pc.

SE244BA



art. SE244BA - Imballo 4 pz. / Packaging 4 pcs.
Sedile in ecopelle testa di moro vintage. Gambe in massello tinto noce vintage.
Eco-leather seat in vintage dark brown finish. Solid wood legs in vintage walnut finish.

Maggiorazione / Extracharge

Imballo 1/2/3 pz. +€ 32,00
Packaging 1/2/3 pcs.

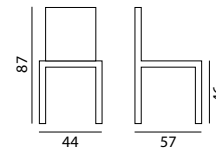
SE255CI



Eco nabuk grigio
Grey eco-nubuck



Eco nabuk beige
Beige eco-nubuck




art. SE255CI - Imballo 2 pz. / Packaging 2 pcs.
Sedile (non girevole) in eco nabuk, struttura in metallo verniciata nera.
Eco-nubuck non-swivel seat, black painted metal structure.

Maggiorazione / Extracharge

Imballo 1 pz. +€ 32,00
Packaging 1 pc.

SG500CS

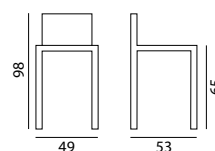


Ecopelle effetto nabuk grigio
Eco-leather in grey nabuk effect finish

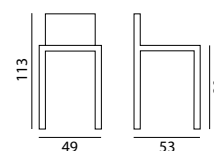


Ecopelle effetto nabuk beige
Eco-leather in beige nabuk effect finish

Art. SG500CS/1-/2



Art. SG500CS/3



art. SG500CS - Imballo 4 pz. / Packaging 4 pcs.
Art. SG500CS/1 - H.65 - base slitta / sled base
Art. SG500CS/2 - H.65 - base 4 gambe / 4 legs base
Art. SG500CS/3 - H.80 - base 4 gambe / 4 legs base

Sedile in ecopelle effetto nabuk beige o grigio, struttura in metallo verniciata nera.
Ecoleather seat in beige or grey nabuk effect finish, black painted metal structure.

Maggiorazione / Extracharge

Imballo 1/2/3 pz. +€ 32,00
Packaging 1/2/3 pcs.

SE252CA



Tessuto grigio
Grey fabric



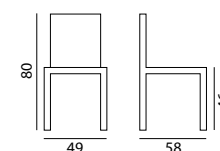
Tessuto terra
Earthy fabric



Eco nabuk grigio
Grey eco-nubuck



Eco nabuk beige
Beige eco-nubuck



art. **SE252CA** - Imballo 2 pz. / Packaging 2 pcs.

Sedile (non girevole) in eco nabuk o tessuto, struttura in metallo verniciata nera.

Eco-nubuck or fabric non-swivel seat, black painted metal structure.

Maggiorazione / Extracharge

Imballo 1 pz. +€ 32,00
Packaging 1 pc.

SE250DI



tessuto sabbia
bordino caffè
Sand Fabric
Coffee edge



tessuto caffè
bordino sabbia
Coffee fabric
Sand edge



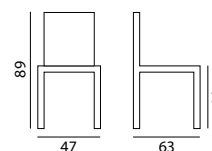
tessuto antracite
bordino grigio
Anthracite fabric
Grey edge



ecopelle bianca
bordino caffè
White eco-leather
Coffee edge



ecopelle sabbia
bordino caffè
Sand eco-leather
Coffee edge



art. **SE250DI** - Imballo 4 pz. / Packaging 4 pcs.

Seduta/schienale in tessuto o ecopelle, gambe in frassino massello tinto noce.

Fabric or eco-leather seat/backrest, walnut painted solid wood ash legs.

Maggiorazione / Extracharge

Imballo 1/2/3 pz. +€ 32,00
Packaging 1/2/3 pcs.

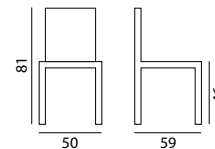
SE210NO



Eco nabuk beige
Beige eco-nubuck



Eco nabuk grigio
Grey eco-nubuck



art. SE210NO - Imballo 2 pz. / Packaging 2 pcs.

Sedile in eco nabuk beige o grigio, struttura in metallo verniciata nera.

Eco-nubuck seat in beige or grey finish, black painted metal structure.

Maggiorazione / Extracharge

Imballo 1 pz. +€ 32,00
Packaging 1 pc.

SG510NS



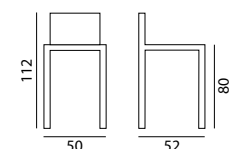
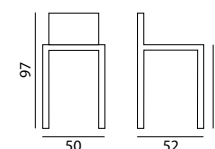
Eco nabuk beige
Beige eco-nubuck



Eco nabuk grigio
Grey eco-nubuck

Art. SG510NS/1-2

Art. SG510NS/3



art. SG510NS - Imballo 4 pz. / Packaging 4 pcs.

Art. SG510NS/1 - H.65 - base slitta / sled base

Art. SG510NS/2 - H.65 - base 4 gambe / 4 legs base

Art. SG510NS/3 - H.80 - base 4 gambe / 4 legs base

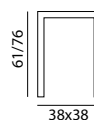
Sedile in eco nabuk beige o grigio, struttura in metallo verniciata nera.

Eco-nubuck seat in beige or grey finish, black painted metal structure.

Maggiorazione / Extracharge

Imballo 1/2/3 pz. +€ 32,00
Packaging 1/2/3 pcs.

SG580UR



SG580UR art. 580 - Imballo 1 pz. / Packaging 1 pcs.

Seduta in legno noce industrial, struttura in metallo verniciata nero industrial. Altezza regolabile H. 61÷76 cm.

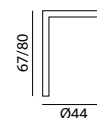
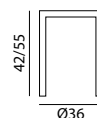
“Industrial” walnut wood seat, “industrial” black painted metal structure. Height-adjustable seat H. 61÷76 cm.

SG508GI



Art. SG508GI/4

Art. SG508GI/6



art. SG508GI - Imballo 1 pz. / Packaging 1 pcs.

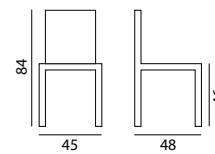
Art. SG508GI/4 - H.42/55 - Struttura in faggio naturale / Beechwood structure in natural color

Art. SG508GI/6 - H.67/80 - Struttura in faggio naturale / Beechwood structure in natural color

Struttura in faggio naturale. Particolari in polipropilene nero. Altezza della seduta regolabile.

Beechwood structure in natural color. Details in black polypropylene. Adjustable-height seat.

SE022SW



art. SE022SW - Imballo 2 pz. / Packaging 2 pcs.

Sedile in polipropilene bianco, grigio quarzo RAL 7037 o nero. Gambe in massello di faggio tinto naturale.

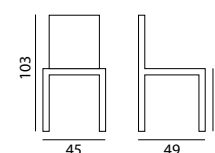
Seat in white, grey quartz RAL 7037 or black polypropylene. Natural colour solid beech wood legs.

Maggiorazione / Extracharge

Imballo 1 pz.
Packaging 1 pc.

+€ 32,00

SG522SS



art. SG522SS - Imballo 4 pz. / Packaging 4 pcs.

Sedile in polipropilene bianco, grigio quarzo RAL 7037 o nero. Gambe in massello di faggio tinto naturale.

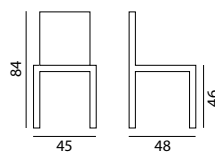
Seat in white, grey quartz RAL 7037 or black polypropylene. Natural colour solid beech wood legs.

Maggiorazione / Extracharge

Imballo 1/2/3 pz.
Packaging 1/2/3 pcs.

+€ 32,00

SE289SD



art. SE289SD - Imballo 2 pz. / Packaging 2 pcs.

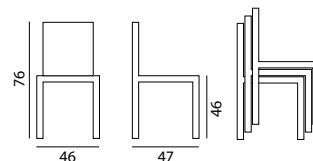
Sedile imbottito in cotone chambray antracite, gambe in massello di faggio tinto naturale.

Anthracite coloured chambray cotton padded seat. Natural colour solid beech wood legs.

Maggiorazione / Extracharge

Imballo 1 pz. +€ 32,00
Packaging 1 pc.

SE024AR



art. SE024AR - Imballo 4 pz. / Packaging 4 pcs.

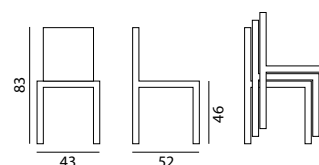
Seduta/schienale in polipropilene bianco. Gambe in faggio tinto naturale.

Seat/backrest in white polypropylene. Beechwood legs in natural color.

Maggiorazione / Extracharge

Imballo 1/2/3 pz. +€ 32,00
Packaging 1/2/3 pcs.

SE050RI



art. SE050RI - Imballo 4 pz. / Packaging 4 pcs.

Seduta/schienale e struttura in resina rinforzata con fiberglass. Colori: bianco-sabbia-tortora-antracite-celeste

Seat/backrest and structure in fiberglass reinforced resin. Finishes: white-sand-"tortora"-anthracite-sky blue

Maggiorazione / Extracharge

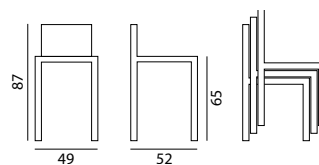
Imballo 1/2/3 pz.
Packaging 1/2/3 pcs.

+€ 32,00

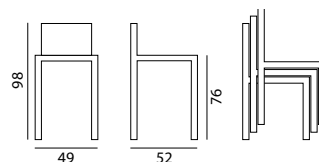
SG542RS



Art. SG542RS/6



Art. SG542RS/7 (non disponibile sabbia)



art. SG542RS - Imballo 4 pz. / Packaging 4 pcs.

Art. SG542RS/6 - H.65 - Sedile e struttura in resina rinforzata / Seat and structure in fiberglass reinforced resin

Art. SG542RS/7 - H.76 - Sedile e struttura in resina rinforzata / Seat and structure in fiberglass reinforced resin

Sedile e struttura in resina rinforzata con fiberglass. Colori: bianco-sabbia*-tortora-antracite-celeste

Seat and structure in fiberglass reinforced resin. Finishes: white-sand*-"tortora"-athracite-sky blue

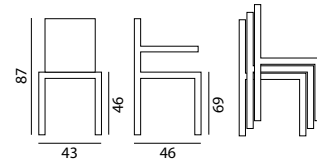
Maggiorazione / Extracharge

Imballo 1/2/3 pz.
Packaging 1/2/3 pcs.

+€ 32,00

*Disponibile solo per art. SG542RS/6 H.65 cm / Available only for item SG542RS/6 H.65 cm

SE056BR



art. SE056BR - Imballo 4 pz. / Packaging 4 pcs.
 Seduta/schienale e struttura in polipropilene. Colori: bianco-tortora-nero
 Seat/backrest and structure in polypropylene. Finishes: white-tortora-black

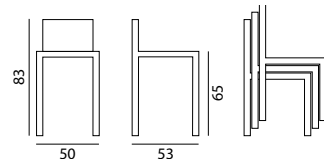
Maggiorazione / Extracharge

Imballo 1/2/3 pz. +€ 32,00
 Packaging 1/2/3 pcs.

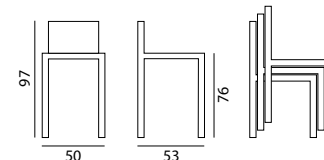
SG549NE



Art. SG549NE/6



Art. SG549NE/7



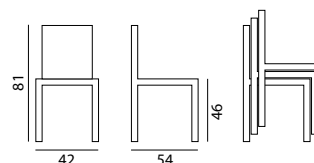
art. SG549NE - Imballo 4 pz. / Packaging 4 pcs.
 Art. SG549NE/6 - H.65 - Sedile e struttura in polipropilene / Seat and structure in polypropylene
 Art. SG549NE/7 - H.76 - Sedile e struttura in polipropilene (tempi di consegna 25 gg.) / Seat and structure in polypropylene (delivery time 25 days)

Sedile e struttura in polipropilene. Colori: brown-oliva-bianco-tortora-antracite
 Seat and structure in polypropylene. Finishes: brown-olive-white-tortora-anthracite

Maggiorazione / Extracharge

Imballo 1/2/3 pz. +€ 32,00
 Packaging 1/2/3 pcs.

SE012PE



art. SE012PE - Imballo 4 pz. / Packaging 4 pcs.

Seduta/schienale e struttura in polipropilene. Colori: bianco-tortora-nero

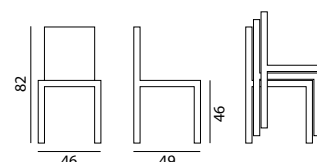
Seat/backrest and structure in polypropylene. Finishes: white-tortora-black

Maggiorazione / Extracharge

Imballo 1/2/3 pz.
Packaging 1/2/3 pcs.

+€ 32,00

SE045FV



art. SE045FV - Imballo 4 pz. / Packaging 4 pcs.

Seduta/schienale e struttura in polipropilene opaco. Colori: bianco-tortora chiaro

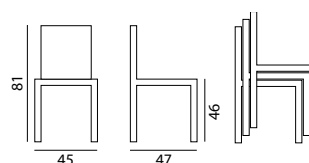
Seat/backrest and structure in matt polypropylene. Finishes: white - light tortora

Maggiorazione / Extracharge

Imballo 1/2/3 pz.
Packaging 1/2/3 pcs.

+€ 32,00

SE077CO



SE077CO art. 077 - Imballo 4 pz. / Packaging 4 pcs.

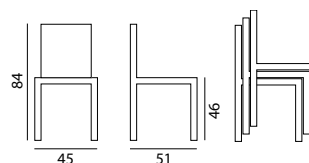
Seduta/schienale e struttura in polipropilene. Colori: bianco-sabbia-tortora-nero-celeste-rosso

Seat/backrest and structure in polypropylene. Finishes: white-sand-"tortora"-black-blue-red

Maggiorazione / Extracharge

Imballo 1/2/3 pz. +€ 32,00
Packaging 1/2/3 pcs.

SE053VE



art. SE053VE - Imballo 4 pz. / Packaging 4 pcs.

Sedile e struttura in polipropilene. Colori: bianco-grigio chiaro-brown-verde

Seat and structure in polypropylene. Finishes: white-light grey-brown-green

Maggiorazione / Extracharge

Imballo 1/2/3 pz. +€ 32,00
Packaging 1/2/3 pcs.

SE069RO



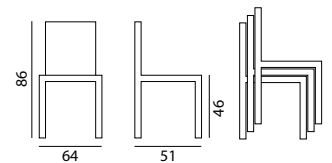
Naturale
Natural



Country Chic
Country Chic



Brunito
Brushed



art. SE069RO - Imballo 4 pz. / Packaging 4 pcs.

Seduta/schienale e struttura in metallo, finitura naturale, country chic (bianco anticato) o brunito.

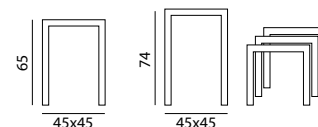
Metal seat/backrest/structure in natural, country chic (antique white) or brushed finishes.

Maggiorazione / Extracharge

Imballo 1/2/3 pz.
Packaging 1/2/3 pcs.

+€ 32,00

SG590RS



art. SG590RS - Imballo 4 pz. / Packaging 4 pcs.

Art. SG590/6RS - H.65 - Seduta e struttura in metallo naturale, country chic (bianco anticato) o brunito.

Item SG590/6RS - H. 65 - Metal seat/structure in natural, country chic (antique white) or brushed finishes.

Art. SG590/7RS - H.74 - Seduta e struttura in metallo naturale, country chic (bianco anticato) o brunito.

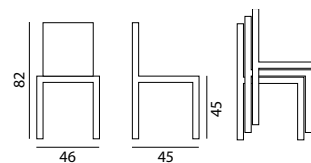
Item SG590/7RS - H.74 - Metal seat/structure in natural, country chic (antique white) or brushed finishes.

Maggiorazione / Extracharge

Imballo 1/2/3 pz.
Packaging 1/2/3 pcs.

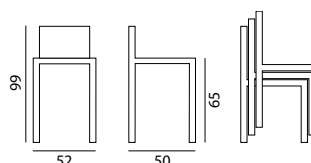
+€ 32,00

SE060/1SI



art. SE060/1SI - Imballo 1 pz. / Packaging 1 pc.
Seduta/schienale in multistrato placcato laminato nero. Struttura verniciata nera.
Seat/backrest in black laminated plywood. Black painted structure.

SG060/2SS



art. SG060/2SS - Imballo 2 pz. / Packaging 2 pcs.
Seduta/schienale in multistrato placcato laminato nero. Struttura verniciata nera.
Seat/backrest in black laminated plywood. Black painted structure.

Maggiorazione / Extracharge

Imballo 1 pz. +€ 32,00
Packaging 1 pc.

SE8521TA



art. **SE8521TA** - Imballo **2** pz. / Packaging 2 pcs.

Seduta/schienale in polipropilene. Gambe e struttura in acciaio verniciato tagliato al laser.

Seat/backrest in polypropylene. Legs and structure in laser-cut painted steel.

Finiture Sedile Seat finishes

- E1 Bianco
White
- E3 Grigio grafite
Graphite grey
- E4 Grigio chiaro
Light grey
- E7 Nero
Black
- E9 Tortora
Dove grey
- EC Rosso
Red
- ED Verde
Green
- EE Giallo
Yellow

Finiture Struttura Structure finishes

- 02 Grigio alluminio
Grey aluminum
- 04 Bianco lucido
Glossy white
- 06 Bianco opaco
Matt white
- 07 Nero opaco
Matt black
- 18 Grigio silver
Silver grey
- 22 Tortora opaco
Matt dove grey
- 0G Ghisa
Cast iron
- 0P Grigio piombo op.
Matt lead grey

Maggiorazione / Extracharge

Imballo 1 pz. **+€ 32,00**
Packaging 1 pc.

SG8531TA



Finiture Sedile Seat finishes

- E1 Bianco
White
- E3 Grigio grafite
Graphite grey
- E4 Grigio chiaro
Light grey
- E7 Nero
Black
- E9 Tortora
Dove grey
- EC Rosso
Red
- ED Verde
Green
- EE Giallo
Yellow

Finiture Struttura Structure finishes

- 02 Grigio alluminio
Grey aluminum
- 04 Bianco lucido
Glossy white
- 06 Bianco opaco
Matt white
- 07 Nero opaco
Matt black
- 18 Grigio silver
Silver grey
- 22 Tortora opaco
Matt dove grey
- 0G Ghisa
Cast iron
- 0P Grigio piombo op.
Matt lead grey

art. **SG8531TA** - Imballo **2** pz. / Packaging 2 pcs.

Seduta/schienale in polipropilene. Gambe e struttura in acciaio verniciato tagliato al laser.

Seat/backrest in polypropylene. Legs and structure in laser-cut painted steel.

Maggiorazione / Extracharge

Imballo 1 pz. **+€ 32,00**
Packaging 1 pc.

SE8522TA



art. **SE8522TA** - Imballo 2 pz. / Packaging 2 pcs.

Seduta/schienale in legno impiallacciato. Gambe e struttura in acciaio verniciato tagliato al laser.

Seat/backrest in veneered wood. Legs and structure in laser-cut painted steel.

Finiture Sedile Seat finishes

- 31 Rovere naturale
Natural oak
- 34 Rovere cotto
Burnished oak
- 35 Rovere grafite
Graphite oak

Finiture Struttura Structure finishes

- 02 Grigio alluminio
Grey aluminum
- 04 Bianco lucido
Glossy white
- 06 Bianco opaco
Matt white
- 07 Nero opaco
Matt black
- 18 Grigio silver
Silver grey
- 22 Tortora opaco
Matt dove grey
- 0G Ghisa
Cast iron
- 0P Grigio piombo op.
Matt lead grey

Maggiorazione / Extracharge

Imballo 1 pz. +€ 32,00
Packaging 1 pc.

SG8532TA



Sedia
Art. SE8522TA

Finiture Sedile Seat finishes

- 31 Rovere naturale
Natural oak
- 34 Rovere cotto
Burnished oak
- 35 Rovere grafite
Graphite oak

Finiture Struttura Structure finishes

- 02 Grigio alluminio
Grey aluminum
- 04 Bianco lucido
Glossy white
- 06 Bianco opaco
Matt white
- 07 Nero opaco
Matt black
- 18 Grigio silver
Silver grey
- 22 Tortora opaco
Matt dove grey
- 0G Ghisa
Cast iron
- 0P Grigio piombo op.
Matt lead grey

art. **SG8532TA** - Imballo 2 pz. / Packaging 2 pcs.

Seduta/schienale in legno impiallacciato. Gambe e struttura in acciaio verniciato tagliato al laser.

Seat/backrest in veneered wood. Legs and structure in laser-cut painted steel.

Maggiorazione / Extracharge

Imballo 1 pz. +€ 32,00
Packaging 1 pc.

SE8541TY



Finiture Sedile Seat finishes

- E1 Bianco
White
- E3 Grigio grafite
Graphite grey
- E4 Grigio chiaro
Light grey
- E7 Nero
Black
- E9 Tortora
"Tortora"
- EC Rosso
Red
- ED Verde
Green
- EE Giallo
Yellow

Finiture Struttura Structure finishes

- 02 Grigio alluminio
Grey aluminum
- 04 Bianco lucido
Glossy white
- 06 Bianco opaco
Matt white
- 07 Nero opaco
Matt black
- 18 Grigio silver
Silver grey
- 22 Tortora
"Tortora"
- 0G Ghisa
Cast iron
- 0P Grigio piombo op.
Matt lead grey

art. **SE8541TY** - Imballo 2 pz. / Packaging 2 pcs.

Seduta/schienale in polipropilene rinforzato con fibra di vetro.

Gambe e struttura in tubolare tondo in metallo verniciato a polveri epossidiche.

Seat/backrest in polypropylene fiberglass reinforced. Legs and structure in round section metallic tubular, epoxy painted.

Maggiorazione / Extracharge

Imballo 1 pz. **+€ 32,00**
Packaging 1 pc.

SG8551TY



Art. SE8541TY

Finiture Sedile Seat finishes

- E1 Bianco
White
- E3 Grigio grafite
Graphite grey
- E4 Grigio chiaro
Light grey
- E7 Nero
Black
- E9 Tortora
"Tortora"
- EC Rosso
Red
- ED Verde
Green
- EE Giallo
Yellow

Finiture Struttura Structure finishes

- 02 Grigio alluminio
Grey aluminum
- 04 Bianco lucido
Glossy white
- 06 Bianco opaco
Matt white
- 07 Nero opaco
Matt black
- 18 Grigio silver
Silver grey
- 22 Tortora
"Tortora"
- 0G Ghisa
Cast iron
- 0P Grigio piombo op.
Matt lead grey

art. **SG8551TY** - Imballo 2 pz. / Packaging 2 pcs.

Seduta/schienale in polipropilene rinforzato con fibra di vetro.

Gambe e struttura in tubolare tondo in metallo verniciato a polveri epossidiche.

Seat/backrest in polypropylene fiberglass reinforced. Legs and structure in round section metallic tubular, epoxy painted.

Maggiorazione / Extracharge

Imballo 1 pz. **+€ 32,00**
Packaging 1 pc.

SE8511EV



Finiture Sedile Seat finishes

- E1 Bianco
White
- E3 Grigio grafite
Graphite grey
- E4 Grigio chiaro
Light grey
- E7 Nero
Black
- E9 Tortora
"Tortora"
- EC Rosso
Red
- ED Verde
Green
- EE Giallo
Yellow

Finiture Struttura Structure finishes

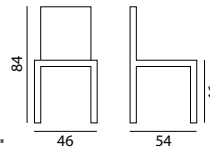
- 02 Grigio alluminio
Grey aluminum
- 04 Bianco lucido
Glossy white
- 06 Bianco opaco
Matt white
- 07 Nero opaco
Matt black
- 18 Grigio silver
Silver grey
- 22 Tortora
"Tortora"
- 0G Ghisa
Cast iron
- 0P Grigio piombo op.
Matt lead grey

art. **SE8511EV** - Imballo 2 pz. / Packaging 2 pcs.

Seduta/schienale in polipropilene rinforzato con fibra di vetro.

Gambe in alluminio pressofuso verniciate a polveri epossidiche.

Seat/backrest in polypropylene fiberglass reinforced. Legs in epoxy painted die-cast aluminum.



Maggiorazione / Extracharge

Imballo 1 pz. **+€ 32,00**
Packaging 1 pc.

SE8511ES



Finiture Sedile Seat finishes

- Flash Nativa F200
- Flash Nativa F402
- Flash Nativa F403
- Flash Nativa F602
- Flash Nativa F707

Finiture Struttura Structure finishes

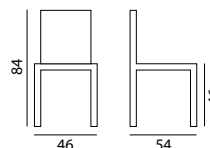
- 02 Grigio alluminio
Grey aluminum
- 04 Bianco lucido
Glossy white
- 06 Bianco opaco
Matt white
- 07 Nero opaco
Matt black
- 18 Grigio silver
Silver grey
- 22 Tortora
"Tortora"
- 0G Ghisa
Cast iron
- 0P Grigio piombo op.
Matt lead grey

art. **SE8511ES** - Imballo 2 pz. / Packaging 2 pcs.

Sedile imbottito in tessuto Flash Nativa.

Gambe in alluminio pressofuso verniciate a polveri epossidiche

Flash Nativa fabric padded seat. Legs in epoxy painted die-cast aluminum.



Maggiorazione / Extracharge

Imballo 1 pz. **+€ 32,00**
Packaging 1 pc.

SE8514EV



Finiture Sedile Seat finishes

- E1** Bianco
White
- E3** Grigio grafite
Graphite grey
- E4** Grigio chiaro
Light grey
- E7** Nero
Black
- E9** Tortora
"Tortora"
- EC** Rosso
Red
- ED** Verde
Green
- EE** Giallo
Yellow

Finiture Struttura Structure finishes

- 02** Grigio alluminio
Grey aluminum
- 04** Bianco lucido
Glossy white
- 06** Bianco opaco
Matt white
- 07** Nero opaco
Matt black
- 22** Tortora
"Tortora"
- 0G** Ghisa
Cast iron
- 0P** Grigio piombo op.
Matt lead grey

art. SE8514EV - Imballo 2 pz. / Packaging 2 pcs.

Seduta/schienale in polipropilene rinforzato con fibra di vetro.

Gambe e struttura in metallo verniciato a polveri epossidiche, sezione triangolare.

Seat/backrest in polypropylene fiberglass reinforced. Legs and structure in epoxy painted metal, triangle section.

Maggiorazione / Extracharge

Imballo 1 pz. +€ 32,00
Packaging 1 pc.

SE8504EL



Finiture Sedile Seat finishes

- E1** Bianco
White
- E3** Grigio grafite
Graphite grey
- E4** Grigio chiaro
Light grey
- E7** Nero
Black
- E9** Tortora
"Tortora"
- EC** Rosso
Red
- ED** Verde
Green
- EE** Giallo
Yellow

Finiture Struttura Structure finishes

- 02** Grigio alluminio
Grey aluminum
- 04** Bianco lucido
Glossy white
- 06** Bianco opaco
Matt white
- 07** Nero opaco
Matt black
- 22** Tortora
"Tortora"
- 0G** Ghisa
Cast iron
- 0P** Grigio piombo op.
Matt lead grey

art. SE8504EL - Imballo 2 pz. / Packaging 2 pcs.

Seduta/schienale in polipropilene rinforzato con fibra di vetro.

Gambe e struttura in metallo verniciato a polveri epossidiche, sezione triangolare.

Seat/backrest in polypropylene fiberglass reinforced. Legs and structure in epoxy painted metal, triangle section.

Maggiorazione / Extracharge

Imballo 1 pz. +€ 32,00
Packaging 1 pc.

SE8515EV

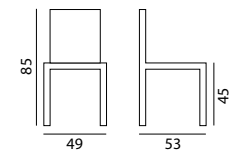


Finiture Sedile Seat finishes

- E1 Bianco
White
- E3 Grigio grafite
Graphite grey
- E4 Grigio chiaro
Light grey
- E7 Nero
Black
- E9 Tortora
"Tortora"
- EC Rosso
Red
- ED Verde
Green
- EE Giallo
Yellow

Finiture Struttura Structure finishes

- 31 Rovere naturale
Natural oak
- 34 Rovere cotto
Burnished oak



art. **SE8515EV** - Imballo **2** pz. / Packaging 2 pcs.

Seduta/schienale in polipropilene rinforzato con fibra di vetro.

Gambe e struttura in rovere naturale o rovere cotto.

Seat/backrest in polypropylene fiberglass reinforced. Legs and structure in natural oak or burnt oak.

Maggiorazione / Extracharge

Imballo 1 pz. **+€ 32,00**
Packaging 1 pc.

SE8505EL

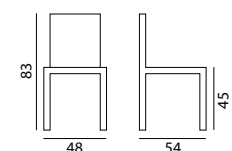


Finiture Sedile Seat finishes

- E1 Bianco
White
- E3 Grigio grafite
Graphite grey
- E4 Grigio chiaro
Light grey
- E7 Nero
Black
- E9 Tortora
"Tortora"
- EC Rosso
Red
- ED Verde
Green
- EE Giallo
Yellow

Finiture Struttura Structure finishes

- 31 Rovere naturale
Natural oak
- 34 Rovere cotto
Burnished oak



art. **SE8505EL** - Imballo **2** pz. / Packaging 2 pcs.

Seduta/schienale in polipropilene rinforzato con fibra di vetro.

Gambe e struttura in rovere naturale o rovere cotto.

Seat/backrest in polypropylene fiberglass reinforced.. Legs and structure in natural oak or burnt oak.

Maggiorazione / Extracharge

Imballo 1 pz. **+€ 32,00**
Packaging 1 pc.

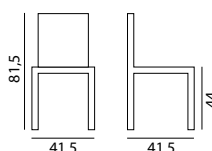
SE993SG - SE726SB



art. **SE993SG** sedia grigia



art. **SE726SB** sedia bianca



Imballo 4 pz. / Packaging 4 pcs.

Seduta e schienale in polipropilene, cuscino ecopelle. Gambe in legno.

Seat and backrest in polypropylene, eco-leather cushion. Wooden legs.



Imballo 4 pz. (ordine minimo 4 pezzi, oppure multipli di 4 pezzi) - (Minimum order 4 pieces or multiples of 4 pieces)

SE966SB - SE967SG - SE968ST



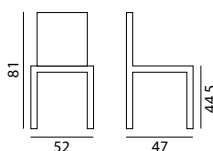
art. **SE966SB**
sedia bianca



art. **SE967SG**
sedia grigia



art. **SE968ST**
sedia tortora



Imballo 4 pz. / Packaging 4 pcs.

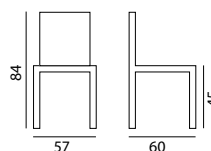
Seduta e schienale in polipropilene. Gambe in legno e metallo.

Seat and backrest in polypropylene. Legs in wood and metal.



Imballo 4 pz. (ordine minimo 4 pezzi, oppure multipli di 4 pezzi) - (Minimum order 4 pieces or multiples of 4 pieces)

SE938SB - Sedia bianca



art. SE938SB - Imballo 4 pz. / Packaging 4 pcs.
Seduta e schienale in polipropilene bianco. Gambe in legno e metallo.
Seat and backrest in white polypropylene. Legs in wood and metal.



Imballo 4 pz. (ordine minimo 4 pezzi, oppure multipli di 4 pezzi) - (Minimum order 4 pieces or multiples of 4 pieces)

SE990SB - SE991SG - SE992ST



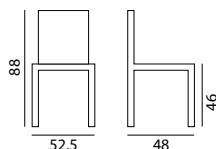
art. SE990SB
sedia bianca



art. SE991SG
sedia grigia



art. SE992ST
sedia tortora

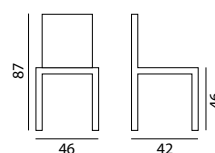


Imballo 4 pz. / Packaging 4 pcs.
Sedile in polipropilene. Struttura in metallo.
Seat in polypropylene. Metal structure.



Imballo 4 pz. (ordine minimo 4 pezzi, oppure multipli di 4 pezzi) - (Minimum order 4 pieces or multiples of 4 pieces)

SE914SN

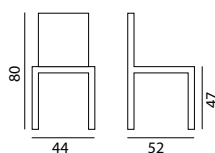


art. SE914SN - Imballo 1 pz. / Packaging 4 pcs.

Sedile in rattan. Struttura in legno tinta naturale.

Rattan seat. Natural colored wooden structure.

SE903SB - Sedia bianca



art. SE903SB - Imballo 4 pz. / Packaging 4 pcs.

Sedia in legno verniciata bianca.

White painted wooden chair.



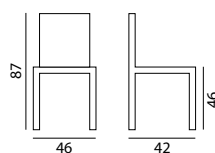
Imballo 4 pz. (ordine minimo 4 pezzi, oppure multipli di 4 pezzi) - (Minimum order 4 pieces or multiples of 4 pieces)

SE780SB - SE781SN



art. SE780SB sedia bianca

art. SE781SN sedia nera

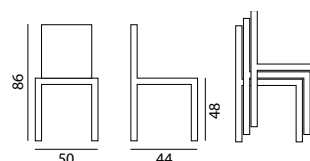


Imballo 1 pz. / Packaging 4 pcs.

Sedile in rattan. Struttura in legno tinta bianca o nera anticata.

Rattan seat. Antique white or black stained wood structure.

SE033/1IN



art. SE033/1IN - Imballo 4 pz. / Packaging 4 pcs.

Seduta/schienale e struttura in policarbonato trasparente / Seat/backrest and structure in transparent polycarbonate

Seduta/schienale e struttura in policarbonato fumè / Seat/backrest and structure in smoked polycarbonate

Eventuali segni superficiali sono da considerarsi normali per questo tipo di tecnologia.

Manutenzione: pulire con panno morbido, non abrasivo, imbevuto di sola acqua.

Non usare solventi, sgrassanti, alcool etilico e detersivi.

Any superficial scratches are considered usual in this kind of technology.

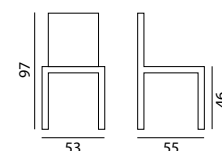
Maintenance: clean with a soft non-abrasive cloth, soaked in water only.

Do not use solvents, degreasers, ethyl alcohol and detergents.

Maggiorazione / Extracharge

Imballo 1/2/3 pz. **+€ 32,00**
Packaging 1/2/3 pcs.

SE028RE



art. SE028RE - Imballo 2 pz. / Packaging 2 pcs.

Seduta/schienale e struttura in policarbonato trasparente / Seat/backrest and structure in transparent polycarbonate

Seduta/schienale e struttura in policarbonato fumè / Seat/backrest and structure in smoked polycarbonate

Eventuali segni superficiali sono da considerarsi normali per questo tipo di tecnologia.

Manutenzione: pulire con panno morbido, non abrasivo, imbevuto di sola acqua.

Non usare solventi, sgrassanti, alcool etilico e detersivi.

Any superficial scratches are considered usual in this kind of technology.

Maintenance: clean with a soft non-abrasive cloth, soaked in water only.

Do not use solvents, degreasers, ethyl alcohol and detergents.

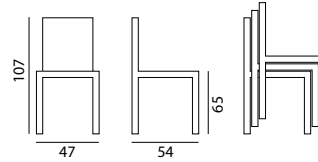
Maggiorazione / Extracharge

Imballo 1 pz. **+€ 32,00**
Packaging 1 pc.

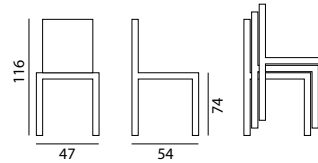
SG544IS



Art. 544/6



Art. 544/7



art. SG544IS - Imballo 2 pz. / Packaging 2 pc.

Art. SG544/6IS - H.65 - Seduta e struttura in policarbonato trasparente / Seat and structure in transparent polycarbonate

Art. SG544/7IS - H.74 - Seduta e struttura in policarbonato trasparente / Seat and structure in transparent polycarbonate

Eventuali segni superficiali sono da considerarsi normali per questo tipo di tecnologia.

Manutenzione: pulire con panno morbido, non abrasivo, imbevuto di sola acqua.

Non usare solventi, sgrassanti, alcool etilico e detersivi.

Any superficial scratches are considered usual in this kind of technology.

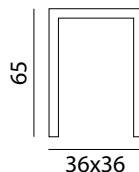
Maintenance: clean with a soft non-abrasive cloth, soaked in water only.

Do not use solvents, degreasers, ethyl alcohol and detergents.

Maggiorazione / Extracharge

Imballo 1 pz. **+€ 32,00**
Packaging 1 pc.

SG540RO



art. SG540RO - Imballo 2 pz. / Packaging 2 pcs.

Seduta e struttura in policarbonato trasparente. / Seat and structure in transparent polycarbonate

Eventuali segni superficiali sono da considerarsi normali per questo tipo di tecnologia.

Manutenzione: pulire con panno morbido, non abrasivo, imbevuto di sola acqua.

Non usare solventi, sgrassanti, alcool etilico e detersivi.

Any superficial scratches are considered usual in this kind of technology.

Maintenance: clean with a soft non-abrasive cloth, soaked in water only.

Do not use solvents, degreasers, ethyl alcohol and detergents.

Maggiorazione / Extracharge

Imballo 1 pz. **+€ 32,00**
Packaging 1 pc.

TRADIZIONALI

Tavoli e Sedie

Tavoli fissi e allungabili

Fixed and extensible tables

Finiture piani a pag. 105
Top finishes see page 105

PIANO IN LAMINATO SP. 4 cm o IMPIALLACCIATO SP. 3 cm

Laminated table top th.4 cm or Veneered table top th. 3 cm



IN ELIMINAZIONE

Piano lavoro in laminato sp. 3 cm
 Low stock - Laminated worktop th. 3 cm

Tavolo completo cm. 100x70 H. 79 fisso

Complete fixed table cm. 100x70 H. 79

cod. 502100

Tavolo completo cm. 120x70 H. 79 fisso

Complete fixed table cm. 120x70 H. 79

cod. 502120

Tavolo completo cm. 140x80 H. 79 fisso

Complete fixed table cm. 140x80 H. 79

cod. 502140

Tavolo completo cm. 100x70 H. 79 con 1 allunga da 35 cm. (aperto 135x70)

Complete table cm. 100x70 H.79 with 1 extension L. 35 cm (open 135x70)

cod. 504100

Tavolo completo cm. 120x70 H. 79 con 1 allunga da 35 cm. (aperto 155x70)

Complete table cm. 120x70 H.79 with 1 extension L. 35 cm (open 155x70)

cod. 504120

Tavolo completo cm. 140x80 H. 79 con 1 allunga da 35 cm. (aperto 175x80)


Complete table cm. 140x80 H.79 with 1 extension L. 35 cm (open 175x80)

cod. 504140

Finiture disponibili (per cassonetto e piramidali)

Available finishes (Structure and legs)

Bianco



Sabbia



Ciliegio Quadra



Alluminio



Maggiorazioni gambe in metallo

Extracharge for metal legs



(finitura alluminio)

Maggiorazione gambe coniche in metallo
 finitura Alluminio (4 pz.)

Extracharge for cone-shaped metal legs (4 pieces)
 Aluminium finishing

(4 pz)



(finitura cromata)

Maggiorazione gambe coniche in metallo
 finitura Cromata (4 pz.)

Extracharge for cone-shaped metal legs (4 pieces)
 Chrome finishing

(4 pz)



(finitura cromata)

Maggiorazione gambe quadrate in metallo
 finitura Cromata (4 pz.)

Extracharge for square-shaped metal legs (4 pieces)
 Chrome finishing

(4 pz)

Maggiorazione finitura SCALA RAL
 Extracharge for RAL finishes

+€ 186,00



Tavoli fissi e allungabili

Fixed and extensible tables

Finiture piani
a pag. 105
Top finishes see
page 105

PIANO IN LAMINATO SP. 4 cm o IMPIALLACCIATO SP. 3 cm

Laminated table top th.4 cm or Veneered table top th. 3 cm



Cassonetto dritto
Straight structure



IN ELIMINAZIONE
Piano lavoro in laminato sp. 3 cm
Low stock - Laminated worktop th. 3 cm



Cassonetto sagomato
Shaped structure



IN ELIMINAZIONE
Piano lavoro in laminato sp. 3 cm
Low stock - Laminated worktop th. 3 cm

Tavolo completo cm. 100x70 H. 79 fisso

Complete fixed table cm. 100x70 H. 79

cod. 502100

Tavolo completo cm. 120x70 H. 79 fisso

Complete fixed table cm. 120x70 H. 79

cod. 502120

Tavolo completo cm. 140x80 H. 79 fisso

Complete fixed table cm. 140x80 H. 79

cod. 502140

Tavolo completo cm. 100x70 H. 79 con 1 allunga da 35 cm. (aperto 135x70)

Complete table cm. 100x70 H.79 with 1 extension L. 35 cm (open 135x70)

cod. 504100

Tavolo completo cm. 120x70 H. 79 con 1 allunga da 35 cm. (aperto 155x70)

Complete table cm. 120x70 H.79 with 1 extension L. 35 cm (open 155x70)

cod. 504120

Tavolo completo cm. 140x80 H. 79 con 1 allunga da 35 cm. (aperto 175x80)

Complete table cm. 140x80 H.79 with 1 extension L. 35 cm (open 175x80)

cod. 504140

Finiture disponibili (per cassonetto dritto e gambe a sciabola)

Available finishes (for straight structure and legs)

VITTORIA CASTELLANA OLIMPIA ALBA
Noce



PAESANA EPOCA Noce **SIGNORESSA** Noce
Rovere Paesana



CONTESSA
Ciliegio (Gambe piramidali - Pyramid legs)



GRETA SIGNORESSA VITTORIA
Decapè Bianco



DUCHESSA VANESSA
Rovere Gessato



Finiture disponibili (per cassonetto sagomato e gambe a sciabola)

Available finishes (for shaped structure and legs)

BARCHESSA OLIMPIA Rovere chiaro
Rovere



BARCHESSA OLIMPIA EPOCA
Decapè Beige



BARCHESSA OLIMPIA
Decapè Azzurra



Tavoli fissi e allungabili

Fixed and extensible tables

Finiture piani
a pag. 105
Top finishes see
page 105

PIANO IN LAMINATO SP. 4 cm o IMPIALLACCIATO SP. 3 cm

Laminated table top th. 4 cm or Veneered table top th. 3 cm



IN ELIMINAZIONE

Piano lavoro in laminato sp. 3 cm
Low stock - Laminated worktop th. 3 cm

Tavolo completo cm. 100x70 H. 79 fisso

Complete fixed table cm. 100x70 H. 79

cod. 502100

Tavolo completo cm. 120x70 H. 79 fisso

Complete fixed table cm. 120x70 H. 79

cod. 502120

Tavolo completo cm. 140x80 H. 79 fisso

Complete fixed table cm. 140x80 H. 79

cod. 502140

Tavolo completo cm. 100x70 H. 79 con 1 allunga da 35 cm. (aperto 135x70)

Complete table cm. 100x70 H.79 with 1 extension L. 35 cm (open 135x70)

cod. 504100

Tavolo completo cm. 120x70 H. 79 con 1 allunga da 35 cm. (aperto 155x70)

Complete table cm. 120x70 H.79 with 1 extension L. 35 cm (open 155x70)

cod. 504120

Tavolo completo cm. 140x80 H. 79 con 1 allunga da 35 cm. (aperto 175x80)

Complete table cm. 140x80 H.79 with 1 extension L. 35 cm (open 175x80)

cod. 504140

Finiture disponibili (per cassonetto dritto e gambe a sciabola)

Available finishes (for straight structure and legs)

OLIMPIA CLOE BARCHESSA

SIGNORESSA Laccato Bianco



INFINITY

Laccato Bianco



SIGNORESSA

Laccato Giallo




OLIMPIA BARCHESSA

Laccato Creta



INFINITY

Laccato Genere



SIGNORESSA

Laccato Bordeaux



ATENA

Anticata



INFINITY

Laccato Platino



SIGNORESSA

Laccato Verde Muschio



GLORIA

Decapè Bianco Panna



INFINITY

Laccato Grigio



SIGNORESSA

Laccato Antracite



CLOE

Laccato Cipria



INFINITY

Laccato Visone



VITTORIA

Verniciata Giallo Country



CLOE

Laccato Canapa



INFINITY

Laccato Corda



VITTORIA

Verniciata Rosso Borgogna



ALBA

Bianco



INFINITY

Laccato Blu Navy




VITTORIA

Verniciata Verde Inglese




BARCHESSA

Laccato Burro



INFINITY

Laccato Iris



VITTORIA

Verniciata Terra d'Ombra




APPIA

Rovere Nodato



INFINITY

Laccato Carta da Zucchero



Maggiorazione finitura SCALA RAL
Extracharge for RAL finishes



+€ 186,00

Tavoli allungabili con piano impiallacciato

Extensible tables with veneered top

140x85 - 160x85



Tavolo completo cm. 140x85 H. 79,5 con 2 allunghe da 35 cm. (aperto 210x85)

Complete table cm. 140x85 H. 79,5 with 2 extensions L. 35 cm (open 210x85)

cod. 506140

Tavolo completo cm. 160x85 H. 79,5 con 2 allunghe da 35 cm. (aperto 230x85)

Complete table cm. 160x85 H. 79,5 with 2 extensions L. 35 cm (open 230x85)

cod. 506160

100x100 a libro



Tavolo a libro completo cm. 100x100 H. 79,5 (aperto 200x100)

Complete book-shaped table cm. 100x100 H.79,5 (open 200x100)

cod. 506101

Piano tavolo impiallacciato sp. 3 cm. con bordo massello, gambe a sciabola in massello.

Veneered table top th. 3 cm with hardwood edge and hardwood saber legs.

Finiture disponibili (per cassonetto dritto e gambe a sciabola)

Available finishes (for straight structure and legs)

VITTORIA CASTELLANA OLIMPIA ALBA Noce		INFINITY Laccato Bianco		ALBA Bianco	
OLIMPIA BARCHESSA Rovere chiaro Rovere		INFINITY Laccato Cenere		BARCHESSA Laccato Burro	
PAESANA Rovere Paesana EPOCA SIGNORESSA Noce		INFINITY Laccato Platino		SIGNORESSA Laccato Giallo	
BARCHESSA OLIMPIA EPOCA Decapè Beige		INFINITY Laccato Grigio		SIGNORESSA Laccato Bordeaux	
BARCHESSA OLIMPIA Decapè Azzurra		INFINITY Laccato Visone		SIGNORESSA Laccato Verde Muschio	
GRETA SIGNORESSA VITTORIA Decapè Bianco		INFINITY Laccato Corda		SIGNORESSA Laccato Antracite	
DUCHESSA VANESSA Rovere Gessato		INFINITY Laccato Blu Navy		VITTORIA Verniciata Giallo Country	
OLIMPIA CLOE BARCHESSA SIGNORESSA Laccato Bianco		INFINITY Laccato Iris		VITTORIA Verniciata Rosso Borgogna	
OLIMPIA BARCHESSA Laccato Creta		INFINITY Laccato Carta da Zucchero		VITTORIA Verniciata Verde Inglese	
ATENA Anticata		INFINITY Rovere Nodato		VITTORIA Verniciata Terra d'Ombra	
GLORIA Decapè Bianco Panna					
CLOE Laccato Cipria					
CLOE Laccato Canapa					

Maggiorazione finitura SCALA RAL
Extracharge for RAL finishes

+€ 186,00



Tavoli allungabili con piano impiallacciato

Extensible tables with veneered table top

140x85 - 160x85



100x100 a libro



MODELLO **APPIA** ROVERE NODATO

Tavolo completo cm. 140x85 H. 79,5 con 2 allunghe da 35 cm. (aperto 210x85)

Complete table cm. 140x85 H. 79,5 with 2 extensions L. 35 cm (open 210x85)

cod. 506140

Tavolo completo cm. 160x85 H. 79,5 con 2 allunghe da 35 cm. (aperto 230x85)

Complete table cm. 160x85 H. 79,5 with 2 extensions L. 35 cm (open 230x85)

cod. 506160

Tavolo a libro completo cm. 100x100 H. 79,5 (aperto 200x100)

Complete book-shaped table cm. 100x100 H. 79,5 (open 200x100)

cod. 506101

Piano tavolo impiallacciato rovere nodato sp. 3 cm. con bordo massello, gambe a sciabola in massello

Knotted oak veneered table top th. 3 cm with hardwood edge and hardwood saber legs.

140x85 - 160x85



100x100 a libro



MODELLO **CONTESSA** CILIEGIO

Tavolo completo cm. 140x85 H. 79,5 con 2 allunghe da 35 cm. (aperto 210x85)

Complete table cm. 140x85 H. 79,5 with 2 extensions L. 35 cm (open 210x85)

cod. 506140

Tavolo completo cm. 160x85 H. 79,5 con 2 allunghe da 35 cm. (aperto 230x85)

Complete table cm. 160x85 H. 79,5 with 2 extensions L. 35 cm (open 230x85)

cod. 506160

Tavolo a libro completo cm. 100x100 H. 79,5 (aperto 200x100)

Complete book-shaped table cm. 100x100 H. 79,5 (open 200x100)

cod. 506101

Piano tavolo impiallacciato sp. 3 cm. con bordo massello, gambe piramidali in massello

Veneered table top th. 3 cm with hardwood edge and hardwood pyramid-shaped legs.

Tavoli allungabili 140x80 con cassetto e piano impiallacciato sp. 4 cm

Extensible tables 140x80 with drawer and veneered table top sp. 4 cm.



Tavolo completo cm. 140x80 H. 79,5 con 1 allunga da 40 cm. (aperto 180x80)

Complete table cm. 140x80 H. 79,5 with 1 extension L. 40 cm (open 180x80)

cod. 506141

Piano tavolo impiallacciato frassino sp. 4 cm. con gambe quadrate in massello

Veneered ask table top th. 4 cm with hardwood square-shaped legs.

Finiture disponibili

Available finishes

BARCHESSA OLIMPIA Rovere chiaro
Rovere



BARCHESSA
Laccato Burro



PAESANA EPOCA Noce **SIGNORESSA** Noce
Rovere Paesana



SIGNORESSA
Laccato Giallo



BARCHESSA OLIMPIA EPOCA
Decapè Beige



SIGNORESSA
Laccato Bordeaux



BARCHESSA OLIMPIA
Decapè Azzurra



SIGNORESSA
Laccato Verde Muschio



GRETA SIGNORESSA VITTORIA
Decapè Bianco



SIGNORESSA
Laccato Antracite



OLIMPIA CLOE BARCHESSA SIGNORESSA
Laccato Bianco



VITTORIA
Verniciata Giallo Country




OLIMPIA BARCHESSA
Laccato Creta



VITTORIA
Verniciata Rosso Borgogna




ATENA
Anticata



VITTORIA
Verniciata Verde Inglese



GLORIA
Decapè Bianco Panna



VITTORIA
Verniciata Terra d'Ombra



CLOE
Laccato Cipria



Maggiorazione finitura SCALA RAL
Extracharge for RAL finishes

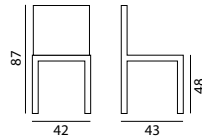
+€ 186,00



CLOE
Laccato Canapa



Sedia Sara noce

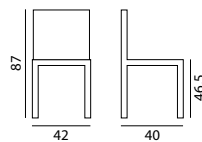


cod. 515100

art. SEDIA SARA

Seduta in paglia. Struttura in faggio, finitura noce.
Straw seat. Beech wood structure in walnut wood finish.

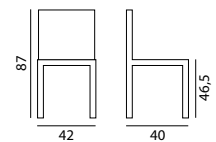
Sedie e sgabelli rovere



cod. 515100

art. SEDIA APPIA/INFINITY

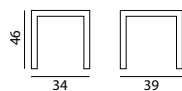
Seduta in paglia. Struttura in frassino, finitura rovere nodato.
Straw seat. Ash wood structure in knotted oak finish.



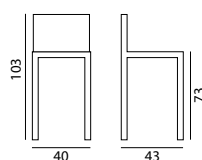
cod. 515100

art. SEDIA APPIA/INFINITY

Seduta in **legno**. Struttura in frassino, finitura rovere nodato.
Wood seat. Ash wood structure in knotted oak finish.



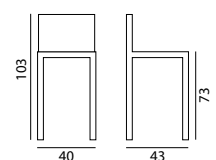
Sgabello basso
cod. 515500



Sgabello alto
cod. 515501

art. SGABELLI APPIA/INFINITY

Seduta in paglia. Struttura in frassino, finitura rovere nodato.
Straw seat. Ash wood structure in knotted oak finish.

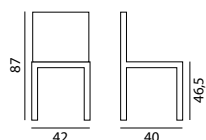


Sgabello alto
cod. 515501

art. SGABELLO APPIA/INFINITY

Seduta in **legno**. Struttura in frassino, finitura rovere nodato.
Wood seat. Ash wood structure in knotted oak finish.

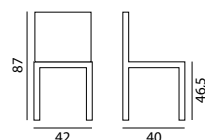
Sedie e sgabelli noce



cod. 515100

art. SEDIA ASOLANA

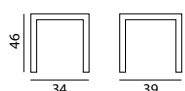
Seduta in paglia. Struttura in faggio, finitura noce.
Straw seat. Beech wood structure in walnut wood finish.



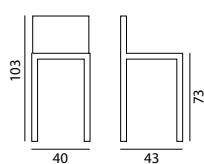
cod. 515100

art. SEDIA ASOLANA

Seduta in **legno**. Struttura in faggio, finitura noce.
Wood seat. Beech wood structure in walnut wood finish.



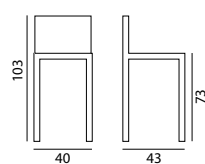
Sgabello basso
cod. 515500



Sgabello alto
cod. 515501

art. SGABELLI NOCE

Seduta in paglia. Struttura in faggio, finitura noce.
Straw seat. Beech wood structure in walnut wood finish.



Sgabello alto
cod. 515501

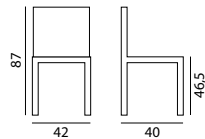
art. SGABELLI NOCE

Seduta in **legno**. Struttura in faggio, finitura noce.
Wood seat. Beech wood structure in walnut wood finish.



Sedia mod. SARA noce

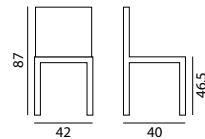
Sedie e sgabelli rovere Paesana



cod. 515100

art. SEDIA PAESANA

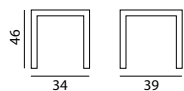
Seduta in paglia. Struttura in frassino, finitura rovere Paesana.
Straw seat. Ash wood structure in Paesana oak finish.



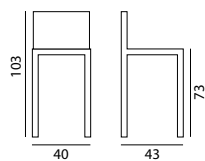
cod. 515100

art. SEDIA PAESANA

Seduta in **legno**. Struttura in frassino, finitura rovere Paesana.
Wood seat. Ash wood structure in Paesana oak finish.



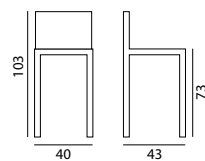
Sgabello basso
cod. 515500



Sgabello alto
cod. 515501

art. SGABELLI PAESANA

Seduta in paglia. Struttura in frassino, finitura rovere Paesana.
Straw seat. Ash wood structure in Paesana oak finish.



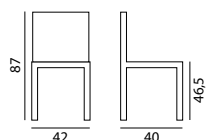
Sgabello alto
cod. 515501

art. SGABELLI PAESANA

Seduta in **legno**. Struttura in frassino, finitura rovere Paesana.
Wood seat. Ash wood structure in Paesana oak finish.



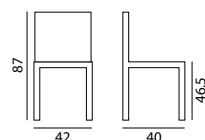
Sedie e sgabelli rovere chiaro/castagno



cod. 515100

art. SEDIA BARGHESA OLIMPIA

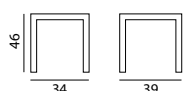
Seduta in paglia. Struttura in frassino, finitura rovere.
Straw seat. Ash wood structure in oak finish.



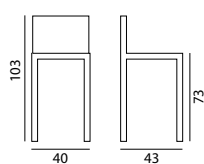
cod. 515100

art. SEDIA BARGHESA OLIMPIA

Seduta in **legno**. Struttura in frassino, finitura rovere.
Wood seat. Ash wood structure in oak finish.



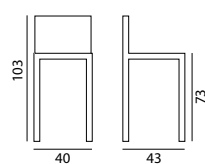
Sgabello basso
cod. 515500



Sgabello alto
cod. 515501

art. SGABELLI BARGHESA OLIMPIA

Seduta in paglia. Struttura in frassino, finitura rovere.
Straw seat. Ash wood structure in oak finish.



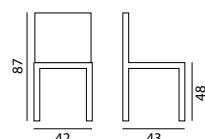
Sgabello alto
cod. 515501

art. SGABELLI BARGHESA OLIMPIA

Seduta in **legno**. Struttura in frassino, finitura rovere.
Wood seat. Ash wood structure in oak finish.



Sedia Diana castagno

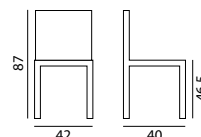



cod. 515100

art. SEDIA DIANA

Seduta in paglia. Struttura in faggio, finitura castagno.
Straw seat. Beech wood structure in chestnut wood finish.

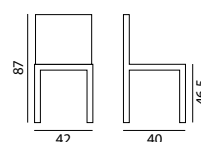
Sedie finitura decapè



cod. 515100

art. SEDIA BARCHESSA EPOCA GRETA SIGNORESSA

Seduta in paglia. Struttura in frassino, finiture decapè azzurra, decapè beige e decapè bianco.
Straw seat. Ash wood structure in light blu decapè, beige decapè or white decapè finishes.



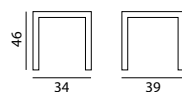
cod. 515100

art. SEDIA BARCHESSA EPOCA GRETA SIGNORESSA

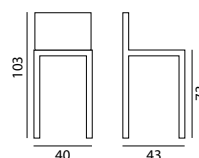
Seduta in **legno**. Struttura in frassino, finiture decapè azzurra, decapè beige e decapè bianco.
Wood seat. Ash wood structure in light blu decapè, beige decapè or white decapè finishes.



Sgabelli finitura decapè



Sgabello basso
cod. 515500

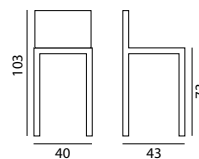


Sgabello alto
cod. 515501

art. SGABELLI BARCHESSA EPOCA GRETA SIGNORESSA

Seduta in paglia. Struttura in frassino, finiture decapè azzurra, decapè beige e decapè bianco.

Straw seat. Ash wood structure in light blu decapè, beige decapè or white decapè finishes.



Sgabello alto
cod. 515501

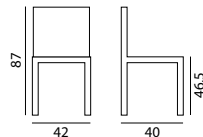
art. SGABELLI BARCHESSA EPOCA GRETA SIGNORESSA

Seduta in **legno**. Struttura in frassino, finiture decapè azzurra, decapè beige e decapè bianco.

Wood seat. Ash wood structure in light blu decapè, beige decapè or white decapè finishes.



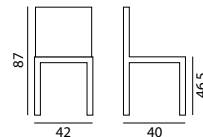
Sedie e sgabello rovere gessato



cod. 515100

art. SEDIA DUCHESSA/VANESSA

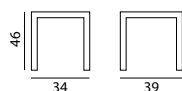
Seduta in paglia. Struttura in frassino, finitura rovere gessato.
Straw seat. Ash wood structure in chalked oak finish.



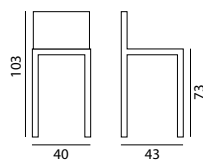
cod. 515100

art. SEDIA DUCHESSA/VANESSA

Seduta in **legno**. Struttura in frassino, finitura rovere gessato.
Wood seat. Ash wood structure in chalked oak finish.



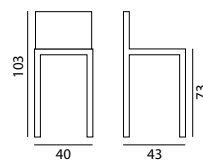
Sgabello basso
cod. 515500



Sgabello alto
cod. 515501 € 184,00

art. SGABELLI DUCHESSA/VANESSA

Seduta in paglia. Struttura in frassino, finitura rovere gessato.
Straw seat. Ash wood structure in chalked oak finish.



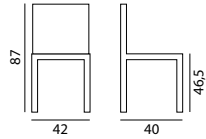
Sgabello alto
cod. 515501

art. SGABELLI DUCHESSA/VANESSA

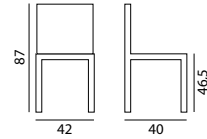
Seduta in **legno**. Struttura in frassino, finitura rovere gessato.
Wood seat. Ash wood structure in chalked oak finish.



Sedia e sgabelli laccati



cod. 515100



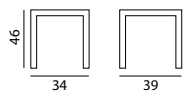
cod. 515100

art. SEDIA LACCATA

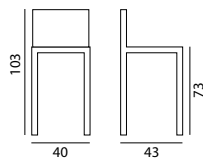
Seduta in paglia. Struttura in frassino, finitura laccata come anta.
Straw seat. Ash wood structure in lacquered finish (like doors).

art. SEDIA LACCATA

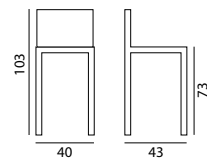
Seduta in **legno**. Struttura in frassino, finitura laccata come anta.
Wood seat. Ash wood structure in lacquered finish (like doors).



Sgabello basso
cod. 515500



Sgabello alto
cod. 515501



Sgabello alto
cod. 515501

art. SGABELLI LACCATI

Seduta in paglia. Struttura in frassino, finitura laccata come anta.
Straw seat. Ash wood structure in lacquered finish (like doors).

art. SGABELLO LACCATO

Seduta in **legno**. Struttura in frassino, finitura laccata come anta.
Wood seat. Ash wood structure in lacquered finish (like doors).

Finiture disponibili / Available finishes

OLIMPIA CLOE BARCHESSA
SIGNORESSA Laccato Bianco



INFINITY
Laccato Bianco



SIGNORESSA
Laccato Giallo



OLIMPIA BARCHESSA
Laccato Creta



INFINITY
Laccato Cenere



SIGNORESSA
Laccato Bordeaux



ATENA
Anticata



INFINITY
Laccato Platino



SIGNORESSA
Laccato Verde Muschio



GLORIA
Decapè Bianco Panna



INFINITY
Laccato Grigio



SIGNORESSA
Laccato Antracite



CLOE
Laccato Cipria



INFINITY
Laccato Visone



VITTORIA
Verniciata Giallo Country



CLOE
Laccato Canapa



INFINITY
Laccato Corda



VITTORIA
Verniciata Rosso Borgogna



ALBA (in faggio)
Bianco



INFINITY
Laccato Blu Navy



VITTORIA
Verniciata Verde Inglese



BARCHESSA
Laccato Burro



INFINITY
Laccato Iris



VITTORIA
Verniciata Terra d'Ombra



INFINITY
Laccato Carta da Zucchero



Maggiorazione finitura SCALA RAL
Extracharge for RAL finishes

INFINITY
Rovere Nodato



+€ 186,00



GINEVRA & AUGUSTA DORA

Tavoli e Sedie

Ginevra



GINEVRA

Tavolo completo laccato bianco anticato oro cm. 160x100 H. 76 (aperto 250x100)

cod. 511230

Complete table cm. 160x100 H. 76 (open 250x100)

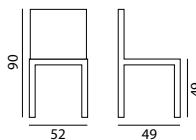
Tavolo completo laccato bianco anticato oro cm. 190x106 H. 76 (aperto 280x106)

cod. 511240

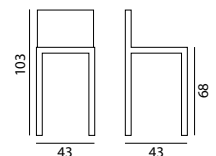
Complete table cm. 190x106 H. 76 (open 280x106)



Ecopelle INCISA38
beige
cod. 515100




Ecopelle INCISA38
beige
cod. 515501



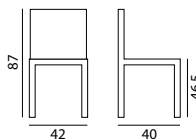
Sedia laccata bianco anticato oro con seduta ecopelle "Incisa 38 beige"
White lacquered chair with gold edges. Seat in "Incisa 38 beige" eco-leather.

Sgabello laccato bianco anticato oro con seduta ecopelle "Incisa 38 beige"
White lacquered stool with gold edges. Seat in "Incisa 38 beige" eco-leather.




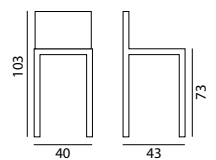
cod. 515100

Sedia laccata bianco con seduta **legno.**
White lacquered chair with wood seat.



cod. 515501

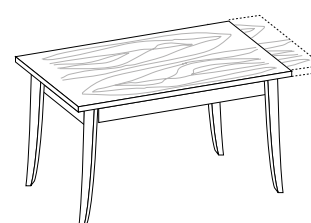
Sgabello laccata bianco con seduta **legno.**
White lacquered stool with wood seat.



120x70
cod. 501120

140x80
cod. 501140

Tavolo rettangolare fisso, con piano impiallacciato sp. 3,0 cm.
Rectangular table with 3,0 cm thick veneered top.



120x70
cod. 503120

140x80
cod. 503140

Tavolo rettangolare allungabile (35 cm.), con piano impiallacciato sp. 3,0 cm.
Rectangular table with 1 lateral extension (35 cm.), 3,0 cm thick veneered top.

Ginevra



GINEVRA

Tavolo completo laccato ghiaccio anticato argento cm. 160x100 H. 76 (aperto 250x100)

cod. 511230

€ 2.000,00

Complete table cm. 160x100 H. 76 (open 250x100)

Tavolo completo laccato ghiaccio anticato argento cm. 190x106 H. 76 (aperto 280x106)

cod. 511240

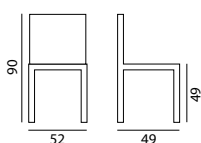
€ 2.206,00

Complete table cm. 190x106 H. 76 (open 280x106)



Ecopelle INCISA40
nera

cod. 515100

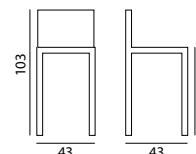


Sedia laccata ghiaccio anticato argento con seduta ecopelle "Incisa 40 nera".
White lacquered chair with silver edges. Seat in "Incisa 40 black" eco-leather.



Ecopelle INCISA40
nera

cod. 515501



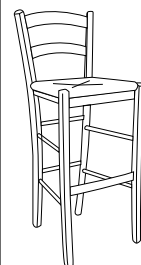
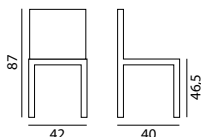
Sgabello laccato ghiaccio anticato argento con seduta ecopelle "Incisa 40 nera".
White lacquered stool with silver edges. Seat in "Incisa 40 black" eco-leather.



cod. 515100

Sedia laccata ghiaccio con seduta **legno.**


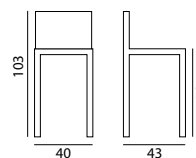
White lacquered chair with wood seat.



cod. 515501

Sgabello laccato ghiaccio con seduta **legno.**


White lacquered stool with wood seat.



120x70
cod. 501120

140x80
cod. 501140

Tavolo rettangolare fisso, con piano impiallacciato sp. 3,0 cm.
Rectangular table with 3,0 cm thick veneered top.



120x70
cod. 503120

140x80
cod. 503140

Tavolo rettangolare allungabile (35 cm.), con piano impiallacciato sp. 3,0 cm.
Rectangular table with 1 lateral extension (35 cm.), 3,0 cm thick veneered top.

Tavoli Augusta Dora

Fixed and extensible tables

CON PIANO IMPIALLACCIATO

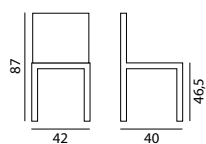

Veneered table top



- | | |
|--|-------------|
| ① Tavolo completo cm. 120x70 H. 79,5, piano fisso sp. 3 cm.
Complete fixed table cm. 120x70 H. 79,5. Table top th. 3 cm. | cod. 502120 |
| ① Tavolo completo cm. 140x80 H. 79,5, piano fisso sp. 3 cm.
Complete fixed table cm. 140x80 H. 79,5. Table top th. 3 cm. | cod. 502140 |
| ① Tavolo completo cm. 120x70 H. 79,5 piano sp. 3 cm. con 1 allunga da 35 cm. (aperto 155x70)
Complete table cm. 120x70 H. 79,5 with 1 extension L. 35 cm (open 155x70). Table top th. 3 cm. | cod. 504120 |
| ① Tavolo completo cm. 140x80 H. 79,5 piano sp. 3 cm. con 1 allunga da 35 cm. (aperto 175x80)
Complete table cm. 140x80 H. 79,5 with 1 extension L. 35 cm (open 175x80). Table top th. 3 cm. | cod. 504140 |
| ② Tavolo completo cm. 140x85 H. 79,5 piano sp. 3 cm. con 2 allunghe da 35 cm. (aperto 210x85)
Complete table cm. 140x85 H. 79,5 with 2 extensions L. 35 cm (open 210x85). Table top th. 3 cm. | cod. 506141 |
| ② Tavolo completo cm. 160x85 H. 79,5 piano sp. 3 cm. con 2 allunghe da 35 cm. (aperto 230x85)
Complete table cm. 160x85 H. 79,5 with 2 extensions L. 35 cm (open 230x85). Table top th. 3 cm. | cod. 506160 |
| ③ Tavolo a libro completo cm. 100x100 H. 79,5 piano sp. 3 cm. (aperto 200x100)
Complete book-shaped table cm. 100x100 H. 79,5 (open 200x100). Table top th. 3 cm. | cod. 506101 |
| ④ Tavolo completo cm. 140x80 H. 79,5 piano sp. 4 cm. con cassetto e 1 allunga da 40 cm. (aperto 180x80)
Complete table cm. 140x80 H. 79,5 with drawer and 1 extension L. 40 cm (open 180x80). Table top th. 4 cm. | cod. 506141 |

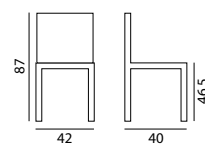
Sedie e sgabelli Augusta Dora

Chairs and Stools



cod. 515100

Seduta in paglia. Struttura in frassino, finitura patinata cipria.
Straw seat. Ash wood structure in "Cipria patinated" finish.

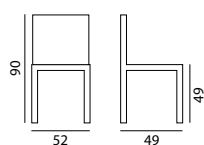


cod. 515100

Seduta in legno. Struttura in frassino, finitura patinata cipria.
Wood seat. Ash wood structure in "Cipria patinated" finish.



Tessuto RONDÒ28

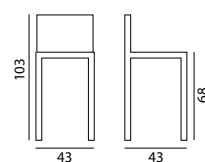


cod. 515100

Seduta imbottita. Struttura in frassino, finitura patinata cipria.
Padded seat. Ash wood structure in "Cipria patinated" finish.

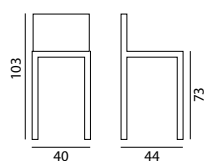


Tessuto RONDÒ28



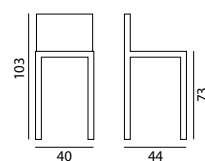
Sgabello alto
cod. 515501

Seduta imbottita. Struttura in frassino, finitura patinata cipria.
Padded seat. Ash wood structure in "Cipria patinated" finish.



Sgabello alto
cod. 515501

Seduta in paglia. Struttura in frassino, finitura patinata cipria.
Straw seat. Ash wood structure in "Cipria patinated" finish.



Sgabello alto
cod. 515501

Seduta in legno. Struttura in frassino, finitura patinata cipria.
Wood seat. Ash wood structure in "Cipria patinated" finish.

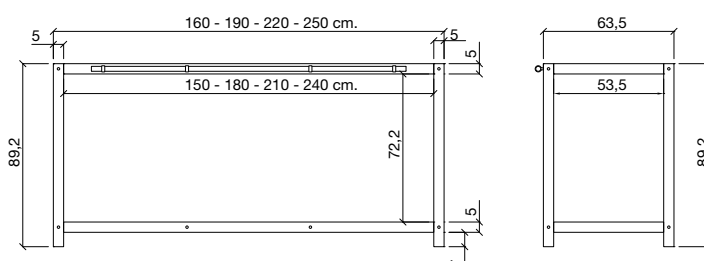
COMPLEMENTI

Strutture metalliche

Bancone a parete "Vintage"



Per basi cm. H.72 / For base units cm. H.72



BANCONE A PARETE "VINTAGE"

Struttura metallica cm. 160x63,5 H. 89,2 / Metal structure cm. 160x63,5 H. 89,2

cod. 607301

Struttura metallica cm. 190x63,5 H. 89,2 / Metal structure cm. 190x63,5 H. 89,2

cod. 607302

Struttura metallica cm. 220x63,5 H. 89,2 / Metal structure cm. 220x63,5 H. 89,2

cod. 607303

Struttura metallica cm. 250x63,5 H. 89,2 / Metal structure cm. 250x63,5 H. 89,2

cod. 607304

Struttura metallica in finitura antracite. **Piano e tubo portamestoli non inclusi**
Anthracite painted metal structure. Table top and utensils holder tube not included.

MAGGIORAZIONE PER TUBO PORTAMESTOLI

Tubo portamestoli cm. 160 / Utensils holder tube cm. 160

Tubo portamestoli cm. 190 / Utensils holder tube cm. 190

Tubo portamestoli cm. 220 / Utensils holder tube cm. 220

Tubo portamestoli cm. 250 / Utensils holder tube cm. 250

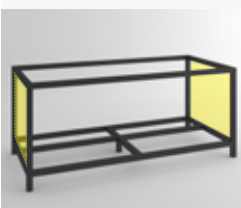


Antracite / Anthracite

Tubo portamestoli in metallo, finitura antracite, completo di supporti e tappi.
Utensils holder tube in anthracite painted metal, with supports and caps.

MAGGIORAZIONE PER PANNELLO DI CHIUSURA LATERALE DX/SX sp. 18 mm.

Pannello di chiusura laterale dx/sx cm. 85,5x72,2 / Lateral closing panel R/L cm. 85,5x72,2 cad./each

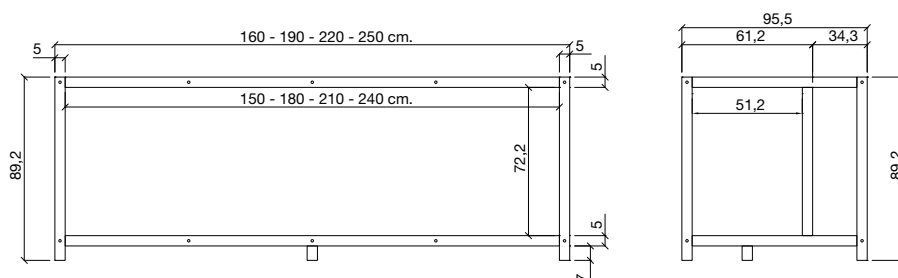



Pannello nobilitato in finitura "vintage".
Melamine panel "vintage" finished.

Bancone Snack a isola "Vintage"



Per basi cm. H.72 / For base units cm. H.72



BANCONE SNACK A ISOLA "VINTAGE"

Struttura metallica cm. 160x95,5 H. 89,2 / Metal structure cm. 160x95,5 H. 89,2

cod. 607331

Struttura metallica cm. 190x95,5 H. 89,2 / Metal structure cm. 190x95,5 H. 89,2

cod. 607332

Struttura metallica cm. 220x95,5 H. 89,2 / Metal structure cm. 220x95,5 H. 89,2

cod. 607333

Struttura metallica cm. 250x95,5 H. 89,2 / Metal structure cm. 250x95,5 H. 89,2

cod. 607334

Struttura metallica in finitura antracite. **Piano, tubo portamestoli e pannello retro bancone non inclusi**
 Anthracite painted metal structure. Table top, utensils holder tube and back panel not included.

MAGGIORAZIONE PER TUBO PORTAMESTOLI

Tubo portamestoli cm. 160 / Utensils holder tube cm. 160

Tubo portamestoli cm. 190 / Utensils holder tube cm. 190

Tubo portamestoli cm. 220 / Utensils holder tube cm. 220

Tubo portamestoli cm. 250 / Utensils holder tube cm. 250



Antracite / Anthracite

Tubo portamestoli in metallo, finitura antracite, completo di supporti e tappi.
 Utensils holder tube in anthracite painted metal, with supports and caps.


MAGGIORAZIONE PER PANNELLO RETRO BANCONE in nobilitato sp. 18 mm.

Pannello retro bancone cm. 150x72,2 / Back panel cm. 150x72,2

Pannello retro bancone cm. 180x72,2 / Back panel cm. 180x72,2

Pannello retro bancone cm. 210x72,2 / Back panel cm. 210x72,2

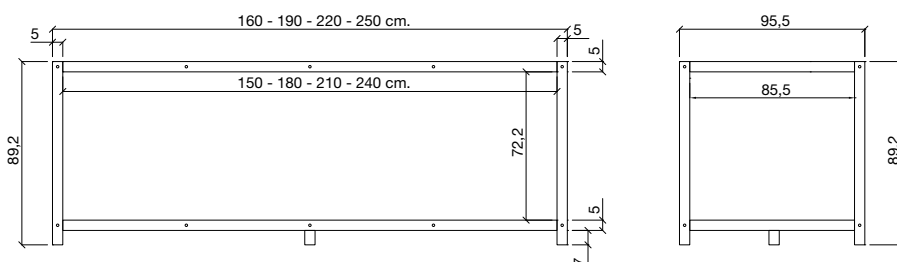
Pannello retro bancone cm. 240x72,2 / Back panel cm. 240x72,2



Banconi a isola "Vintage"



Per basi cm. H.72 / For base units cm. H.72



BANCONE A ISOLA "VINTAGE" prof. 95,5 cm

Struttura metallica cm. 160x95,5 H. 89,2 / Metal structure cm. 160x95,5 H. 89,2

cod. 607311

Struttura metallica cm. 190x95,5 H. 89,2 / Metal structure cm. 190x95,5 H. 89,2

cod. 607312

Struttura metallica cm. 220x95,5 H. 89,2 / Metal structure cm. 220x95,5 H. 89,2

cod. 607313

Struttura metallica cm. 250x95,5 H. 89,2 / Metal structure cm. 250x95,5 H. 89,2

cod. 607314

Struttura metallica in finitura antracite. **Piano, tubo portamestoli e pannelli di chiusura laterali non inclusi**
 Anthracite painted metal structure. Table top, utensils holder tube and lateral closing panels not included.

MAGGIORAZIONE PER TUBO PORTAMESTOLI

Tubo portamestoli cm. 160 / Utensils holder tube cm. 160

Tubo portamestoli cm. 190 / Utensils holder tube cm. 190

Tubo portamestoli cm. 220 / Utensils holder tube cm. 220

Tubo portamestoli cm. 250 / Utensils holder tube cm. 250

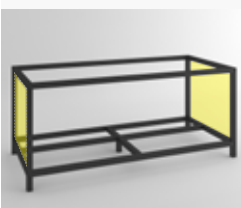


Antracite / Anthracite

Tubo portamestoli in metallo, finitura antracite, completo di supporti e tappi.
 Utensils holder tube in anthracite painted metal, with supports and caps.

MAGGIORAZIONE PER PANNELLO DI CHIUSURA LATERALE DX/SX sp. 18 mm.

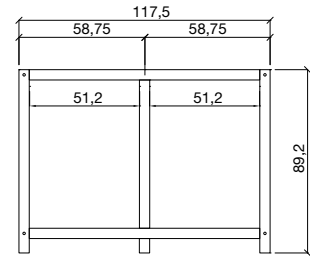
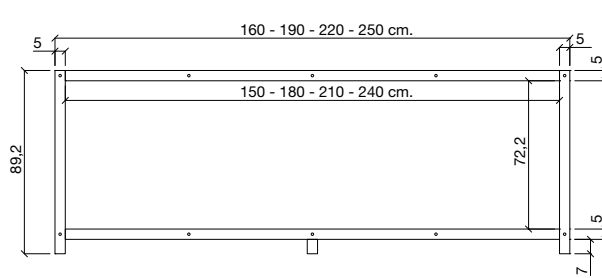
Pannello di chiusura laterale dx/sx cm. 85,5x72,2 / Lateral closing panel R/L cm. 85,5x72,2 cad./each



Pannello nobilitato in finitura "vintage".
 Melamine panel "vintage" finished.



Per basi cm. H.72 / For base units cm. H.72



BANCONE A ISOLA "VINTAGE" prof. 117,5 cm

Struttura metallica cm. 160x117,5 H. 89,2 / Metal structure cm. 160x117,5 H. 89,2

cod. 607321

Struttura metallica cm. 190x117,5 H. 89,2 / Metal structure cm. 190x117,5 H. 89,2

cod. 607322

Struttura metallica cm. 220x117,5 H. 89,2 / Metal structure cm. 220x117,5 H. 89,2

cod. 607323

Struttura metallica cm. 250x117,5 H. 89,2 / Metal structure cm. 250x117,5 H. 89,2

cod. 607324

Struttura metallica in finitura antracite. **Piano e tubo portamestoli non inclusi**
 Anthracite painted metal structure. Table top and utensils holder tube not included.

MAGGIORAZIONE PER TUBO PORTAMESTOLI (per lato)

Tubo portamestoli cm. 160 / Utensils holder tube cm. 160

Tubo portamestoli cm. 190 / Utensils holder tube cm. 190

Tubo portamestoli cm. 220 / Utensils holder tube cm. 220

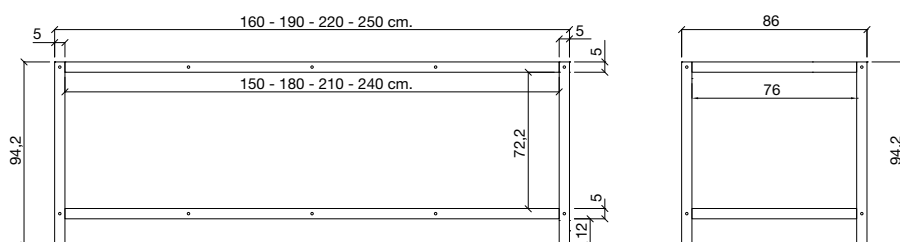
Tubo portamestoli cm. 250 / Utensils holder tube cm. 250



Antracite / Anthracite

Tubo portamestoli in metallo, finitura antracite, completo di supporti e tappi.
 Utensils holder tube in anthracite painted metal, with supports and caps.

Tavolo Snack “Vintage”



TAVOLO SNACK “VINTAGE”

Struttura metallica cm. 160x86 H. 94,2 / Metal structure cm. 160x86 H. 94,2

cod. 607341

Struttura metallica cm. 190x86 H. 94,2 / Metal structure cm. 190x86 H. 94,2

cod. 607342

Struttura metallica cm. 220x86 H. 94,2 / Metal structure cm. 220x86 H. 94,2

cod. 607343

Struttura metallica cm. 250x86 H. 94,2 / Metal structure cm. 250x86 H. 94,2

cod. 607344

Struttura metallica in finitura antracite. **Piano non incluso**
Anthracite painted metal structure. Top table not included.



SUPPORTO A "T" IN VETRO

Supporto per bancone - Vetro extrachiaro

Glass support for snack-worktop - Extra clear glass 60x70÷74 h. cod. 607030

Supporto per bancone - Vetro extrachiaro

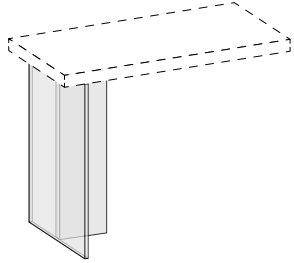
Glass support for snack-worktop - Extra clear glass 60x75÷91,5 h. cod. 607031

Supporto a "T" in vetro extrachiaro per bancone, spessore 1,9 cm. **Staffe di fissaggio escluse**

ATTENZIONE: Sono necessarie 3 coppie di staffe di fissaggio per ogni supporto.

"T" shaped support in extra clear glass, 1,9 cm thick. Mounting brackets not included.

ATTENTION: 3 pair of mounting brackets are necessary for every support.



COPPIA STAFFE DI FISSAGGIO

cod. 607040



Coppia di staffe di fissaggio in metallo verniciato alluminio per supporti in vetro.

Pair of mounting brackets in aluminium painted metal for glass supports.



SUPPORTO SEMPLICE IN VETRO

Supporto per bancone - Vetro extrachiaro

Glass support for snack-worktop - Extra clear glass 60x70÷74 h. cod. 607035

Supporto per bancone - Vetro extrachiaro

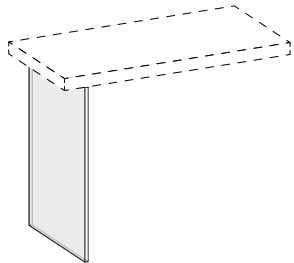
Glass support for snack-worktop - Extra clear glass 60x75÷91,5 h. cod. 607036

Supporto semplice in vetro extrachiaro per bancone, spessore 1,9 cm. **Staffe di fissaggio escluse**

ATTENZIONE: Sono necessarie 2 coppie di staffe di fissaggio per ogni supporto.

Simple support in extra clear glass, 1,9 cm thick. Mounting brackets not included.

ATTENTION: 2 pair of mounting brackets are necessary for every support.



COPPIA STAFFE DI FISSAGGIO

cod. 607040



Coppia di staffe di fissaggio in metallo verniciato alluminio per supporti in vetro.

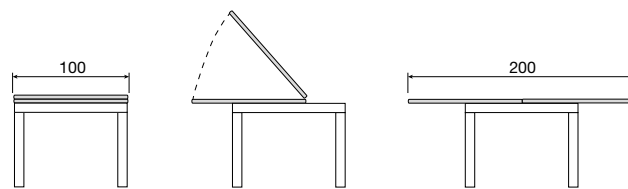
Pair of mounting brackets in aluminium painted metal for glass supports.



SUPERPROMO

Fino ad esaurimento scorte

Libro 100x100



Finiture disponibili Available finishes

 Ciliegio Quadra
"Quadra" Cherry

art. LIBRO 100x100

Tavolo completo a libro cm. 100x100 H. 77,7 (aperto 200x100)

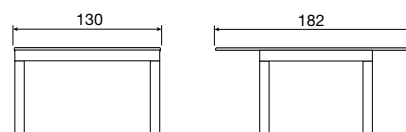
Book-shaped complete table cm. 100x100 H. 77,7 (open 200x100)

cod. 513200


Struttura, gambe e piano in legno impiallacciato ciliegio quadra.


Structure, legs and table top in "Quadra" cherry finish.

Allungabile 130x85



Finiture disponibili Available finishes

 Ciliegio Quadra
"Quadra" Cherry

 Rovere Sistema
"Sistema" Oak

art. ALLUNGABILE 130x85

Tavolo completo cm. 130x85 H. 75,3 (aperto 182x85)

Complete table cm. 130x85 H. 75,3 (open 182x85)

cod. 513210

Struttura, gambe e piano in legno impiallacciato ciliegio quadra o rovere sistema.

Structure, legs and table top in "Quadra" cherry or "Sistema" oak finishes.


Flo



Finiture piano

Top finishes

 Bianco Dax 136
White Dax 136

 Sabbia 103
Sand 103

 Canapa 200
Hemp 200

 Grigio 104
Grey 104

 Tortora 111
"Tortora" 111

art. FLO

Tavolo completo cm. 140x80 H. 76 (aperto 140x140)

Complete table cm. 140x80 H. 76 (open 140x140)

cod. 513345

Struttura e gambe in metallo verniciato bianco. Piano e allunghe in laminato.

Structure and legs in white painted metal. Table top and extensions in laminate finishes.

Luna



Finiture piano

Top finishes

 Vetro bianco
White glass

art. LUNA

Tavolo completo cm. 120x80 H. 76 (aperto 180x80)

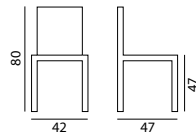
Complete table cm. 120x80 H. 76 (open 180x80)

cod. 513320

Struttura e gambe in metallo verniciato bianco. Piano e allunga in vetro bianco.

Structure and table top in white painted metal. Table top and extension in white glass.

Sedia Zen

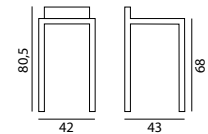


cod. 515100

art. SEDIA ZEN

Seduta in cuoio marrone scuro. Struttura in metallo cromato.
Seat in dark brown leather. Structure in chrome metal.

Sgabello Zen

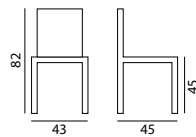


cod. 515501

art. SGABELLO ZEN

Seduta in cuoio marrone scuro. Struttura in metallo cromato.
Seat in dark brown leather. Structure in chrome metal.

Sedia Sistema

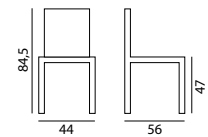


cod. 515100

art. SEDIA SISTEMA

Seduta in finitura ciliegio sistema. Struttura in metallo.
Seat in "Sistema" cherry finish. Metal structure.

Sedia Faram

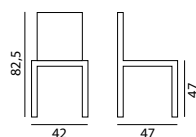


cod. 515100

art. SEDIA FARAM

Seduta/schienale in finitura giallo banana. Struttura in metallo cromato.
Seat/backrest in banana yellow finish. Structure in chrome metal.

Sedia Giove



cod. 515100




art. SEDIA GIOVE

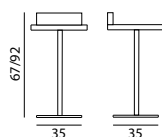
Seduta in finitura wengè. Struttura in metallo.
Seat in wengè finish. Metal Structure.

Sgabello Cubo



Finiture seduta Seat finishes

-  Wengè
Wengè
-  Rovere sistema
Light oak
-  Rovere grigio
Grey oak



Regolabile a gas / Adjustable gas lift

cod. 515501

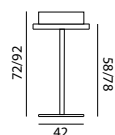
art. SGABELLO CUBO

Seduta in compensato. Struttura in metallo cromato.
Plywood seat. Structure in chrome metal.

Sgabello Ciao



Regolabile a gas / Adjustable gas lift



cod. 515501

art. SGABELLO CIAO

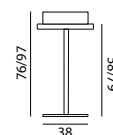
Seduta in finitura nera. Struttura in metallo.

Seat in black finish. Metal structure.

Sgabello Dumbo



Regolabile a gas / Adjustable gas lift



cod. 515501

art. SGABELLO DUMBO

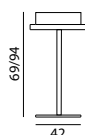
Seduta in finitura bianca. Struttura in metallo cromato.

Seat in white finish. Structure in chrome metal.

Sgabello Samba



Regolabile a gas / Adjustable gas lift



cod. 515501

art. SGABELLO SAMBA

Seduta in copolimero SAN trasparente arancio. Struttura in lega d'alluminio pressofuso.



Seat in transparent orange SAN copolymer. Structure in die-cast aluminium alloy.

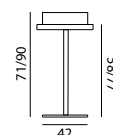
Sgabello Light



Regolabile a gas / Adjustable gas lift

Finiture seduta Seat finishes

-  Sky nero
Sky black
-  Laccato bianco
White lacquered



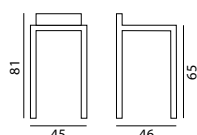
cod. 515501

art. SGABELLO LIGHT

Seduta in finitura sky nero o laccato bianco. Struttura in metallo cromato.

Seat in sky black or lacquered white finish. Structure in chrome metal.

Sgabello Giove



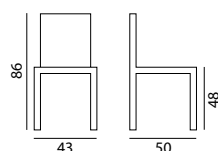
cod. 515501

art. SGABELLO GIOVE

Seduta in finitura laccato avorio. Struttura in metallo verniciata alluminio.

Seat in lacquered ivory finish. Structure in aluminium painted metal.

Flo

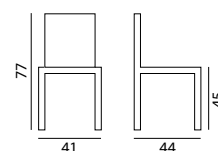


art. FLO

Seduta/schienale e struttura in metallo rivestito, finitura bianca o nera.
Seat/backrest and structure in coated metal, white or black finishes.

cod. 515100

Venere



art. VENERE

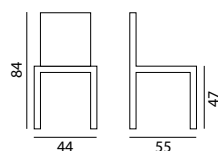
Seduta/schienale in materiale plastico, finitura beige.
Struttura metallica verniciata alluminio.

Plastic seat/backrest in beige finish.

Aluminium painted metal structure.

cod. 515100

Tao



art. TAO

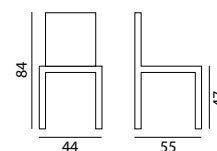
Seduta/schienale rivestiti in finitura nera.
Struttura metallica in finitura alluminio.

Coated seat/backrest in black finishes.

Metal structure in aluminium finish.

cod. 515100

Tao



art. TAO

Seduta/schienale rivestiti in finitura bianca.

Struttura metallica in finitura alluminio.

Coated seat/backrest in white finishes.

Metal structure in aluminium finish.

cod. 515100


FINITURE PIANI TAVOLI



NOBILITATO

In melamine th. 1,8/2,2 cm

SP. 1,8/2,2 CM



Bianco
(Fin. Scocca)



Sabbia
(Fin. Scocca)



Alluminio Opaco
(Fin. Scocca)



Rovere Nodato
(Mood - Infinity)



Rovere Gessato
(Vanessa-Duchessa)




Quercia Vecchia
(Sky)



Quercia Grigia
(Sky)



White Artic
(Sky)




Ivory
(Sky)




Grey
(Sky)



Utopia Piombo
(Sky)



Utopia Seta
(Sky)



Utopia Bianco
(Sky)



Larice Perla
(Navarra)



Larice Grafite
(Navarra)



Larice Champagne
(Navarra)



Olmo Bianco
(idea)



Olmo Beige
(Idea)



Olmo Grigio
(idea)



Olmo Artic
(Rebel)



Olmo Dark
(Rebel)



Beton Lava
(Rebel)



Beton Perla
(Rebel)



Rovere Bianco
(Bahia)



Rovere Fumo
(Bahia)



Rovere Naturale
(Bahia)



Segato Bianco
(Tao)



Segato Cipria
(Tao)



Segato Canapa
(Tao)



Segato Rovere Grigio
(Tao)



Noce Bianco
(Flo Evo - Fly Evo)



Noce Grigio
(Flo Evo - Fly Evo)



Noce Ardesia
(Flo Evo - Fly Evo)



Noce Moro
(Flo Evo - Fly Evo)



Pietra Bianca
(Flo Evo - Fly Evo)



Pietra Argento
(Flo Evo - Fly Evo)




Pietra Antracite
(Flo Evo - Fly Evo)



LAMINATO

Laminate



Bianco
Finitura liscia



Sabbia
Finitura liscia



Bianco Carrara
Finitura Top Face



Casablanca
Finitura ruvida



Travertino
Finitura liscia



Pietra di Nanto
Finitura pietra grezza



Nuvola
Finitura Top Face



Kashmire White
Finitura Top Face



Salomè
Finitura liscia



Pietra Piacentina
Finitura liscia



Arenaria Beige
Finitura ruvida



Arenaria Marrone
Finitura ruvida



Porfido Beige
Finitura ruvida



Muro
Finitura ruvida



Vesuvio Grigio
Finitura liscia



Alicante
Finitura opaca



Anapurna Bianco
Finitura Anapurna



Anapurna pietra grigia
Finitura Anapurna



Tablà
Finitura Plamky



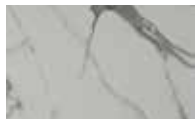
Rovere Tabià
Finitura Alevè



Noce Tavolato
Finitura Alevè



Old Farm
Finitura Alevè



Calacata
Finitura Everest



Caribe Grigio



Impero Nero



Caribe Bianco




Luserna Grigio



Palladiana Grigio



Lava




Bianco Dax 136




Bianco Dax Stone 139



White Rock 137



Sabbia 103



Antracite 107



Ardesia 115



Nero Martellato 110



Grey Stone 118




Cesar Brown Stone 145



Canapa 200



Canapa Stone 201



Silver Stone 202



Cenera Stone 203



Grigio Chiaro 104



Tortora 111



Porfide Brown 119



Porfide Black 120



Bianco Beige 121



Gress 122



Muro 123



Pietra Lavica 140



Cemento 143



Ossido 146



Antibes 413



Portland 408



Evora 411



Emerald 412



Botticino 410



Corten 406



Olmo Scuro 303



Rovere California 309



Rovere Wafer 310



Rovere Naturale 302



Rovere Slavonia 417



Rovere Texas 306



Rovere Versailles 418



Rovere Bruciato 130



Rovere Grafite 132



Tavolato Vintage 416



Rovere Artico 419



Quercia Grigio 422



Rovere Prussia 308



Impero 438




Mailand 441



Gray 160



Noce Dama



UTOPIA Piombo



UTOPIA Seta



IMPIALLACCIATO

Veneered



Naturale
(Iride)



Neve
(Iride)



Cipria
(Iride)



Nocciola
(Iride)



Fumo
(Iride)



Lava
(Iride)



Rovere Nodato
(Mood - Appia)



Naturale
(Trama)



Neve
(Trama)



Cipria
(Trama)



Nocciola
(Trama)



Fumo
(Trama)



Lava
(Trama)



Laccato Creta
(Zoe)



Farina
(Zoe)




Vulcano
(Zoe)



Origano
(Zoe)



Corteccia
(Zoe)



Noce



Rovere Paesana



Ciliegio Contessa



Rovere gessato
(Duchessa - Vanessa)



Laccato bianco
(Olimpia-Barchessa)



Laccato creta
(Olimpia-Barchessa)




Laccato burro
(Barchessa)




Finitura Anticata
(Athena)



Decapè bianco panna
(Gloria)



Laccato Bianco
(Cloe)



Laccato Bianco
(Cloe)



Laccato Cipria
(Cloe)



Laccato Canapa
(Cloe)



Frassino decapè
Bianco



Frassino decapè
Beige



Frassino decapè
Azzurro



Rovere Nodato
(Infinity)



Laccato bianco
(Infinity - Zoe Evol.)



Laccato cenere
(Infinity - Zoe Evol.)



Laccato platino
(Infinity - Zoe Evol.)



Laccato grigio
(Infinity - Zoe Evol.)




Laccato visone
(Infinity - Zoe Evol.)



Laccato corda
(Infinity - Zoe Evol.)



Laccato blu navy
(Infinity - Zoe Evol.)



Laccato Iris
(Infinity - Zoe Evol.)



Laccato carta zucc,
(Infinity - Zoe Evol.)



Giallo
(Signoressa)



Bordeaux
(Signoressa)



Bianco
(Signoressa)



Verde Muschio
(Signoressa)



Antracite
(Signoressa)



Giallo Country
(Vittoria)



Rosso Borgogna
(Vittoria)



Verde Inglese
(Vittoria)




Terra D'Ombra
(Vittoria)




LAMINATO FENIX


Fenix laminate




Bianco Kos
FX32



Castoro Ottawa
FX717



Grigio Londra FX718



Beige Luxor
FX719



Grigio Bromo
FX724



Grigio Efeso
FX725



Zinco Doha
FX2628




Bronzo Doha FX2629




Piombo Doha
FX2630



Doha Titanio FX2638



Grigio Antrim
FX752



Nero Ingo
FX720



Beige Arizona FX748



Cacao Orinoco
FX749



Rosso Jaipur
FX751



Verde Comodoro
FX750



Blu Fes
FX754



